

**NOTES ON THE ANNUAL BUSINESS MEETING
THURSDAY 20 JUNE 2013, 13.30 HRS
EDINBURGH INTERNATIONAL CONFERENCE CENTRE,
Fintry (Level 3), The Exchange, Edinburgh EH3 8EE**

OVERVIEW OF THE YEAR

In order to improve the timeliness of the meeting, brief verbal reports will be given at the Business Meeting. The following notes are designed to accompany the Annual Business Meeting.

AGENDA ITEM No 4: THE PRESIDENT'S REPORT

Academic Pathology

We wish to foster closer links between the RCPATH particularly with respect to academic pathology and research. I have agreed to participate in a meeting with the training leads and heads of training schools to discuss how best to include research and molecular pathology in the cellular pathology curriculum and training programme.

There is a real need to increase the profile and exposure to molecular pathology in training as it will undoubtedly increasingly underpin diagnosis, disease classification and therapeutic management. Personally I feel that research exposure rather than forced learning will be needed to encourage trainees to participate in research and to see research as a key component of a pathologists role, be it self directed research or research support to others.

I have also indicated that I am keen to work with the College in any endeavours to encourage research councils and charities to support clinical research fellowships in pathology. Of course these should be competitive, based on individual merit, but personally I feel they should be open to trainees in all research active training environments rather than exclusively focussed on "centres of excellence". This could be a really positive way, when linked to early research exposure, to rekindle academic pathology activity throughout the country. I hope I am not too naive in my thinking!

Collaboration with other organisations

At a recent meeting of the Officers of the Society and the BDIAP, we discussed greater cooperation and collaboration. Many of our members are members of the BDIAP and vice versa. There is a joint desire to work together and with the RCPATH to improve the research, training and professional environment for pathologists in the UK and for those overseas members and affiliates who look to the UK for guidance. We have agreed to change to a joint annual meeting with the BDIAP from 2016 and will be appointing a new member of staff to work for both Societies to improve our educational web portal.

During the next year I anticipate further opportunities to work with both the RCPATH and BDIAP as part of the Pathology Alliance

Journal of Pathology

Our journal maintains its leading position as the highest ranking monthly pathology journal and I would like to thank Peter Hall for his tremendous efforts in improving its international profile.

ACCEA

The Society has offered its assistance to Members as allowed by the ACCEA. The Review Panel will be considering members' applications shortly.

The Society/Meetings

Richard Byers and I are covering the Meetings Secretary role during this interim period following the resignation of Rachael Liebmann. I would like to thank Rachael for her commitment, contributions and efforts for the Society during her time in office.

Joint Meetings

- **British Division of the IAP (BDIAP)**
As you will be aware, the Society holds joint meetings with the BDIAP every two years, the next to be held in Dublin in June 2015. We will move to an annual joint meeting thereafter.
- **European Society of Pathology (ESP)**
We are also hosting the Joint meeting with the European Society of Pathology at London ExCeL from 30 August – 3 September 2014 and we are in the planning stages for the scientific and social programmes.

Retiring Officer

Prof Simon Herrington will be retiring as General Secretary after the Edinburgh Meeting. He has worn many different hats during his terms of office with the Society. I would like to offer my own personal thanks, and those of the Society and the Committee, for his huge commitment and numerous contributions to the Society and the Journal.

Ian Ellis, May 2013

AGENDA ITEM No 5: GENERAL SECRETARY'S REPORT

5.1 Rule Change

The Annual Business Meeting book (circulated separately to members) contains details of the change to rule 5, which relates to incorporation of the Society's Trustees to ensure that the assets will be held by the incorporated Trustees. This change was agreed at the 2012 ABM and comes into effect at the 2013 ABM.

Proposed Rule Change

It is proposed that the Society become incorporated (see Treasurer's report). To reflect this, it is proposed that rule 5 be changed from:

Rule No 5 – Current wording

The Treasurer shall collect the subscriptions of Members and shall notify the Committee the cases of any Members whose subscriptions are one year in arrears. He/she shall pay accounts due by the Society and shall cause to be circulated to the Members before the Annual Business Meeting the audited accounts and balance sheet. In the case of any expenditure the advisability of which he/she doubts, he/she shall take the opinion of the Committee. The assets will be held by Trustees who shall be the General Secretary and the Treasurer for the time being of the Society, which Trustees shall be entitled to any indemnity from the Society and its Members in respect of any obligations which the Trustees may lawfully enter into for the Society.

Rule No 5 – New wording from today (*changes are italicised*)

The Treasurer shall collect the subscriptions of Members and shall notify to the Committee the cases of any Members whose subscriptions are one year in arrears. He/she shall pay accounts due by the Society and shall cause to be circulated to the Members before the Annual Business Meeting the audited accounts and balance sheet. In the case of any expenditure the advisability of which he/she doubts, he/she shall take the opinion of the Committee. *The assets will be held by the incorporated trustees in the name "Trustees of the Pathological Society". Any Trustees of the Society from time to time shall be entitled to any indemnity from the Society and its Members in respect of any obligations which the Trustees may lawfully enter into for the Society.*

5.2 Society Lectures, Medals and Awards

Members are referred to the General Secretary's notices for deadlines for nomination/application for this year's lectures, medals and awards.

5.3 Membership

I am pleased to report that membership numbers have increased once again and, at the time of writing, stand at 1529. As last year, this reflects not only that more people are joining the Society but also that concessionary members are converting to ordinary membership when they move into career grade posts.

5.4 Website and publications

Responsibility for managing the website has now transferred from PathXL to the Society office and Ros Pitts and Julie Johnstone have undergone appropriate training to achieve this. This has been an extremely positive development, and has led to much more responsive content management. If members have suggestions for improvement of the website, please contact Ros or Julie. I would like to thank Ros and Julie for their support for this initiative and for taking on this task.

The Society has supported, through the Open Scheme, the development of an innovative book on p53, which is currently being researched by Sue Armstrong. This will be published by Dundee University Press, with a scheduled publication date of September 2014.

Simon Herrington, May 2013

AGENDA ITEM No. 6 – THE TREASURER'S REPORT

The Society exists to promote the Understanding of Disease in the medical and lay community. Healthy finances have allowed us to be award additional PhD and Career development research grants using unallocated funds from previous years, We have also continued to support our meetings and educational activities. With Dundee University Press we have also commissioned Sue Armstrong to produce a book about p53 for a non-medical audience.

Despite these increases in expenditure on our charitable aims, the favourable stock market performance has allowed us to carry forward overall assets of over £7million, an increase of £490k over the year.

Our main income continues to be the Journal of Pathology. Peter Hall and his Editorial team continue to work extremely hard to keep the performance of the Journal highly competitive. We are grateful to them and all their referees for maintaining the excellence of the Journal. The threat from on-line journals continues and the Society will need to keep a close eye on this and manage its resources accordingly.

The Trustees are grateful to Ros and Julie for their continued diligence in running the Society office and its myriad of functions. We have reviewed and updated many of the office activities, with Ros and Julie taking the lead in many areas to reduce the burden on the Officers. They have taken the running of the website in-house updating the architecture and software to increase its security.

As the Society has expanded so have our responsibilities to the Charity Commission. In 2013 we will have to strengthen our risk management to take this into account. Professional fees increased in 2012 due to 3 exceptional items, the lease in 2 Carlton House Terrace, the joint meeting with the European Society of Pathology and the legal structure of the Society.

The Trustees have taken the advice of our solicitors to move the Society to an incorporated company limited by guarantee. This is to protect the Society and to set up as a robust organisation for the future. You can read more about this in the Report on Legal Structures. This change in structure will be proposed at the annual meeting in Edinburgh.

Undergraduate elective bursary and prize

The undergraduate bursary deadline dates were decreased from four to two, 31 January and 10 May in 2012. 46 applications were received of which 30 were funded. The applications were judged by members of the Sub-committee, and worthy applications/projects that promote the aims of the Society were funded. A total spend of £28,350 for 2012.

Each recipient of a bursary is required to submit a report. The applicant judged to have submitted the best elective report over the yearly cycle receives a prize and is invited to present their work at a future Society Meeting. The winner of the elective bursary prize for 2012 was awarded to Sam Cook (University of Manchester): **“Does deletion of PMCA 1 and 4 prevent pathological cardiac remodelling by influencing the PI3K/Akt pathway?”**.

Undergraduate Essay Competition

This essay prize is offered annually and the winner is invited to receive the £500 prize at the Society winter Meeting the following year. Aniruddh Chhabra from University of Liverpool, the winner of the 2012 essay prize entitled *“Pathology has been called ‘the hidden science that saves lives’. Discuss how pathology directly impacts on patients, and compare the past, present and possible future effects of pathology on a patient’s journey”* was presented with his prize at the joint meeting with the Dutch Pathological Society, Utrecht, in January 2013.

The title of the 2013 prize essay is: *“How ‘personalised’ is personalised medicine? What are the Challenges for pathology in delivering this for patients?”*

The winning essay can be found on the Society website.

Intercalated Degrees

6 applications were received from students from 2 medical schools; 5 from the University of Leicester and one from Imperial College London. As 6 awards are offered all 6 were funded. 2 of these students did not require funding of tuition fees as they received NHS bursaries. A total spend of £25,860 for 2012.

It is emphasised that each student receiving a Society award would be expected to submit their work, either as an oral presentation or poster, at the winter meeting following completion of their degree. Supervisors would be politely reminded to encourage their students to do this.

In 2013 the number of intercalated awards increases to up to 10. The fees will also increase to cover the cost of university fees of up to £9,000.

Seminars for Students Scheme

The Education Sub-committee are very keen to support the pursuit of pathology by undergraduates however no applications were received in 2012. It was thought that information regarding the scheme was not getting to the undergraduates. It was suggested that a list of medical school contacts be prepared and the information regarding the seminars for students scheme be emailed directly to the contacts.

Educational Grant Scheme

There were 2 Education grant applications in 2012. One was awarded to Dr Gawthorpe, Russells Hall Hospital to support the Midland CELLibration, a biennial weekend symposium, held by the Central Cellular Pathology Society (CCPS). A comprehensive report of the meeting can be found on the Society website. The second grant was awarded to Dr Hannan and Prof Howie, University of Leeds to promote pathology in undergraduate and postgraduate education. This project is ongoing, a report is expected in 2013. A total spend of £2,604 for 2012.

Path Society Winter School

The Winter School ran under the leadership of Catherine Horsfield and Alison Winstanley for the first time since Nigel Kirkham stepped down.

The London Deanery funded 29 places at this year's Winter School. 39 delegates attended in total, of the 39 delegates, 1 was from Jordan, 5 were from Ireland and the remaining 33 were from Great Britain. The course was a resounding success and feedback was very positive. The London Deanery funding for future Winter Schools is under revision however the Society have decided to continue with the Winter School with or without the London Deanery funding.

Objectives for 2013

- Increase advertising of Education grants, identify target markets and forge communication links
- Revision of the education material on the Society website including improving organisation of the material and steps to maximise usage

Alan Ramsay and Elaine Kay will step down from this Sub-committee in July 2013 and we thank them both for their excellent contribution.

Jade Chow, May 2013

AGENDA ITEM No. 8.2 REPORT OF RESEARCH SUB-COMMITTEE REPORT OF RESEARCH SUB-COMMITTEE

The Research Sub-committee is responsible for promoting and supporting the research aims of the Society. The Sub-committee meets twice a year, by teleconference, to discuss Research grant funding and any other matters of relevance to the Research aims of the Society. Minutes of these meetings are available from the Society office. An overview of the Research Sub-committee activity for 2012 is detailed below:

Research Grant Scheme Budget

In 2012 the Research Sub-committee annual budget allocation changed. A lump sum of money is now awarded to the Research Sub-committee at the beginning of each financial year to spend across the Research grants. Previously each grant scheme was allocated an individual budget and this is still used as an indicative budget. However the move to a lump sum budget increases the flexibility of the Research Sub-committee and allows the Sub-committee to vire funds across to research areas/projects that would benefit from additional funding.

Small Grants Scheme

The deadline dates remained as 01 April and 01 October for 2012. 12 applications were received of which 6 were funded. A total spend of £59,561.

PhD Studentships Scheme

A total of 10 applications were received in 2012. Two PhD's were awarded to: Prof N Coleman, University of Cambridge and Dr R Highley, Sheffield Institute for Translational Neuroscience.

Consumables of £12,000 are payable to all PhD recipients. Historically this payment has been made at the end of the PhD on receipt of a breakdown of the consumable cost. The Research Sub-committee have decided that it would be more sensible if consumables were paid annually (£4,000 per annum) to allow access to these funds during the course of the project.

Pathological Research Training Fellowships (Pathological Society & Jean Shanks Foundation Pathological Research Training Fellowships) Scheme

This research training fellowship was launched in 2011. Dr Gemma Petts Imperial College, the first recipient of this award, began her fellowship in October 2012. Dr Petts' first annual report will be due later in 2013 and will be available on the Society website. The next deadline date is 01 October 2013

Career Development Fellowships Scheme

Two applications were received in 2012 and were both deemed to be of high quality. It was decided that, given the importance of the career development fellowship, both would be awarded. The 2012 fellowships were awarded to Dr N West, University of Leeds and Dr A Mukherjee, University of Nottingham. A total spend of £197,551 over a 3 year period.

Sino-European Collaborative Awards Scheme

After a 3 year period without any applications 2 applications were received from Prof Jones/Prof Mu Royal Marsden Hospital/Shandong University School of Medicine and Prof Du/Prof Yang, University of Cambridge/West China Hospital Sichuan University. Both deemed to be of high quality and were awarded. A total spend of £20,000.

Japanese-European Collaborative Awards Scheme

Over the years, there have been few applications for this particular scheme. Following consultation with colleagues in the Japanese society of Pathology, it was decided to wind-up this scheme and encourage any applications to apply through the International Collaborative award.

International Collaborative Awards Scheme

This is a relatively new scheme to encourage collaborative projects between members of the Pathological society and overseas institutions (except in China which has a separate scheme). One application was received from Prof M Ilyas/ Dr HO Ebili, University of Nottingham/University College Hospital Ibadan, Nigeria. A total spend of £9,800.

Equipment Awards Scheme

One application received from Prof Du, University of Cambridge, a total spend of £10,000.

Visiting Fellowships Scheme

One application was received and was not deemed appropriate for this funding stream. Thus no applications were funded in 2012.

The Research Sub-committee would like to thank Mark Arends for his excellent contribution as Chair of the Sub-committee. Thanks also to Prof Herrington and Prof Quirke who retire in July 2013 and have been a valuable part of the Research Sub-committee. A warm welcome to Prof Ming Du, University of Cambridge and Dr Tim Diss, University College London, who join the Sub-committee July 2012.

Going forward the Research Sub-committee aim to continue to promote, support and where relevant expand the research portfolio of the Society. The Research Sub-committee will be looking into the possibility of joint ventures with other awarding bodies and the reintroduction of the Society Summer School.

Mohammad Ilyas, June 2012

AGENDA ITEM NO. 8.3 REPORT OF THE TRAINEES' SUB-COMMITTEE

Overview

The trainees' sub-committee are responsible for representing the trainee members of the Society, facilitating trainees in their research, education and academic pursuits and promoting the Society to new trainees. Trainee membership of the Society continues to increase with a high conversion rate to ordinary membership. Interaction and engagement with the trainee membership is a primary focus. A twitter account was set up and trialled at the Utrecht meeting which proved to be useful and informative. To date we have 47 followers. We also plan to send a six monthly email newsletter to all trainee members to remind them of the benefits of membership. We thank the four members of the sub-committee who step down in July and welcome those who will replace them.

Meetings

'Meet the expert' sessions were organised by the sub-committee at both the summer meeting in Sheffield and the winter meeting in Utrecht. Additionally a symposium on 'how to be a consultant' was held in Sheffield. The Sheffield 'meet the expert' sessions were organised early in the morning and attendance was disappointing. Some excellent sessions have been organised for the upcoming Edinburgh meeting with 'meet the expert' sessions on medical renal biopsies and autopsy histology, and a symposium on the 'new FRCPath curriculum and examination'.

Research

The trainee research grants continue to increase in popularity including the small grants scheme, Jean Shanks PhD fellowship and the career development fellowship. The trainees' sub-committee strongly support these initiatives.

Education and website

The Society has invested significant funds into the development of the education portal where educational resources including slides from previous meetings, the Debbie Hopster collection and case of the month are accessed. An audit of the material on the Society website highlighted issues which are currently under review and it is a major focus of future objectives for the trainees' sub-committee. The winter school continues to be popular and successful, and plans are in place for the next summer school focussing on diagnostic molecular pathology.

Nick West, May 2013

AGENDA ITEM NO. 9 - REPORT OF THE EDITOR IN CHIEF, JOURNAL OF PATHOLOGY

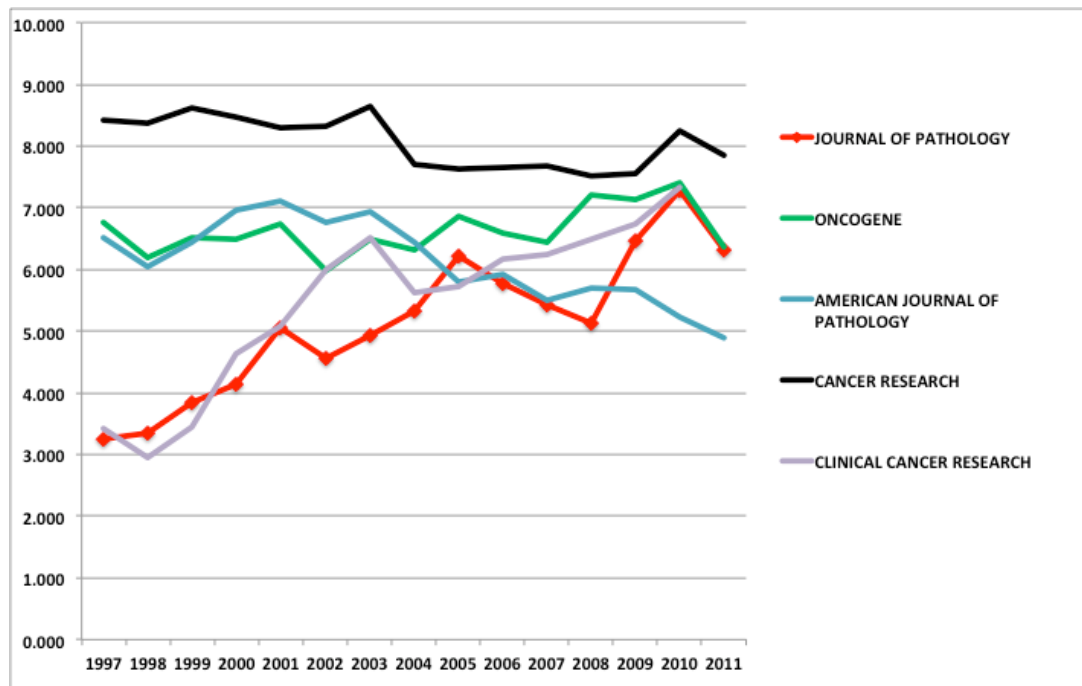
REPORT OF THE EDITOR IN CHIEF, JOURNAL OF PATHOLOGY

The *Journal* continues to develop and there have been new initiatives as well as some turnover in staff. After an initial five year term, I have accepted a renewal of my contract for a further 3 years (to end December 2015).

After a decade of fantastic service to the *Journal* Richard Poulosom demitted office in December. We also then said goodbye to Marc Ladanyi (New York) and Louise Jones (London) who served the *Journal* as Associate Editors for five year periods. Both brought energy and insight to the *Journal* and Marc championed our presence in North America. They were replaced by Nathalie Wong (Hong Kong) and David Huntsman (Vancouver). Thus we extend our significant North American presence and extend our reach into Asia. The other current AEs are Hartmut Koeppen (San Francisco), Eric White (Michigan), Jorge Reis-Filho (New York), Ming Du (Cambridge) and David Bonthron (Leeds). Philip Coates (Dundee) acts as Senior Editor and provides fantastic support.

Impact factor

Last years impact factor (**6.318**) was down on the previous years **7.274** but was still an excellent performance and we remain the highest ranked general pathology research journal.



At the time of preparing this report (late April 2013) the new IF for 2011 has not been released but we anticipate that we will improve on last years figure and may match or exceed that of 2010. (Remember the IF published in a year is for the **prior** year). *What is important is the long-term trajectory of our performance and that can be seen from the chart to be progressively in the right direction.*

Submissions, acceptances and the review process

We continue to attract large amounts of copy and have an increasing reputation in the scientific publishing arena. We have seen pleasing increase in high quality submissions from North America including some leading and high profile groups. Submissions from Asia also continue to increase and many are of high quality. We anticipate that these trends will continue and strive hard to innovate and bring value to readers and the Society members.

We have an effective triage system based on three or more members of the Editorial team (always including the Editor in Chief) considering all submissions and coming to a judgement of suitability within a few days of submission. By this means we can then send only the best manuscripts into the review process. This aids us in driving up quality and limiting the workload for Associate Editors and reviewers and ensuring consistency. Those manuscripts deemed to not be a suitable fit for the Journal or seen to be unlikely to be competitive in the review process are promptly returned to authors.

Currently ~70% of manuscripts are returned to authors after triage and without external peer review. Overall our acceptance rate averages 15.6%. The mean time to first decision is just 9 days and to final decision averages 16 days. In addition we rapidly publish accepted material within 7 days of acceptance (as a PDF of an edited manuscript) and a few weeks later as a fully proofed PDF, both of which have a constant DOI (Digital Object Identifier) that allows work to be cited immediately and accurately. We continue to be market leaders in pathology (and other areas) in these parameters - few Journals come close to our turnaround times! We are also highly competitive in having no

submission or page charges, no fees for online supporting material, and very competitively priced colour charges.

Free material, Open Access and Web presence

Every month we continue to make one or two articles available free to all as part of our endeavours to enhance the usage and exposure of the Journal to all interested parties. In addition we have a well-established system (OnlineOpen) for Open Access publication for any author who desires this option, and automated Open Access and PMC deposit services for NIH and HHMI funded authors. [NB. Wellcome, MRC, CR-UK and NIH funded work should normally use the OnlineOpen route].

Marketing and promotion of the Journal

Sharon Mathelus, based in the Wiley-Blackwell Boston Office, made great strides in developing our marketing strategy. In support of this the Editorial team act as advocates promoting the Journal at many International meetings. We have been especially keen to develop our North American presence and are also beginning to develop a presence in Asia. Some of this is coupled with Histopathology, a particularly pleasing synergistic interaction. We have held joint sessions on Authorship with Alastair Burt (Editor of Histopathology) and will continue to do this. We are regularly represented at major international meetings and this provides a valuable means of promoting the journal and attracting papers.

Virtual Issues

Four times a year we publish thematically based Virtual Issues (VIs) providing an annotated compilation of material we have published in a particular area. The articles highlighted are made freely available and the Commentary provides significant added value, indicating the importance of the papers and their context. This is supplemented by questions that can form the basis of reflective study for the RCPATH CPD scheme. So far we have published fourteen such VIs

2010 p53, Breast pathology, Renal pathology, Haematopathology

2011 Neuropathology, miRNAs and disease, Sarcoma pathology, Hypoxia & angiogenesis

2012 Gynaecological pathology, Stem cells & clonality, How to get your paper published: A view from the Editorial team, Animal models of disease

2013 The microenvironment and cancer, Progress in prostate pathology
and coming soon
Next generation sequencing and pathology

All Virtual Issues can be found at [http://onlinelibrary.wiley.com/journal/10.1002/\(ISSN\)1096-9896/homepage/virtual_issues.htm](http://onlinelibrary.wiley.com/journal/10.1002/(ISSN)1096-9896/homepage/virtual_issues.htm)

***In Brief*: a new kind of review article**

We are about to launch a new form of mini review article: a two page succinct overview of a topic that we call "*In Brief*". The first "***In Brief: Senescence***" will appear in July and the second "***In Brief: BRCA1 and BRCA2***" will follow. The series is being managed and led by Phil Coates and we hope they prove popular.

We have plans for another exciting "review article" development to be launched in 2014.

Annual Review Issues

The 2013 ARI "*The Pathology of Inflammation, Healing and Repair*" was edited by Eric White (Michigan) and Alberto Mantovani (Milan). As with prior ARIs it has proved to be very popular. The 2014 ARI is being assembled by Adrian Jubb, Hartmut Koeppen and Jorge Reis-Filho with a working title of "*Pathology in drug discovery*". A stellar cast of authors has been assembled and we anticipate publication in January 2014.

All ARIs can be accessed from a single web page:

[http://onlinelibrary.wiley.com/journal/10.1002/\(ISSN\)1096-9896/homepage/view_past_annual_review_issues.htm](http://onlinelibrary.wiley.com/journal/10.1002/(ISSN)1096-9896/homepage/view_past_annual_review_issues.htm)

Similarly all review articles (plus Editorials, Perspectives and Commentaries) published in the last 3 years can now be accessed at a single web page:

[http://onlinelibrary.wiley.com/journal/10.1002/\(ISSN\)1096-9896/homepage/review_material.htm](http://onlinelibrary.wiley.com/journal/10.1002/(ISSN)1096-9896/homepage/review_material.htm)

Podcasts, social media and the Editor's blog

We continue to use podcasts and Facebook as a means of interacting with authors and readers but have also ventured into the use of a weekly Editor's blog (see

<http://journalofpathology.wordpress.com>). This has proved very popular with excellent and worldwide traffic.

Conclusions

It has again been a very good year for *The Journal of Pathology* - and we are all working to move it forwards. We do have challenges and need to work harder every year to maintain our position.

The possible financial impact of Open Access is still not clear although the market seems to be maturing into a middle ground position with a mix of subscription based and open access based business models. While we remain concerned it seems that the possibility of a 'financial cliff', with major consequences for the Society, is receding.

In partnership with the Publishers we are trying to find ways to be competitive and provide readers and authors with quality and timely service. Our firm belief is that "quality matters" and if we maintain quality all else will be achieved! As highlighted above we continue to innovate and develop new approaches.

Sadly it is the case that issues of research ethics and misconduct are increasingly significant: in the five and a half years I have been Editor they have increased substantially! This is a sad and time consuming development. We continue to adopt COPE guidelines and rigorous standards. To date we have not had some of the serious issues other journals have experienced but we remain vigilant.

Finally I wish to acknowledge the hard work and effort of key staff from the Publishers. Paul Cumine our managing editor (taking over from Gavin Sharrock who this year moved upwards in Wiley-Blackwell), and assisted by Ellie Galloway. Nicky Cotterill who ensures our first point of contact for authors through the ScholarOne manuscript submission system goes as smoothly as possible. Sadly Sharon Mathelus has moved on and we await the appointment of a new marketing manager. Production has gone through some changes and we now welcome Hannah Mills to the team

The Editorial team are a fantastic and hard working group and their efforts are the foundation for the Journals success. I should also acknowledge the Officers of the Society, and in particular Simon Herrington, who continue to provide unwavering support and wise counsel.

Peter Hall, Editor in Chief May 2013

57 replies in total

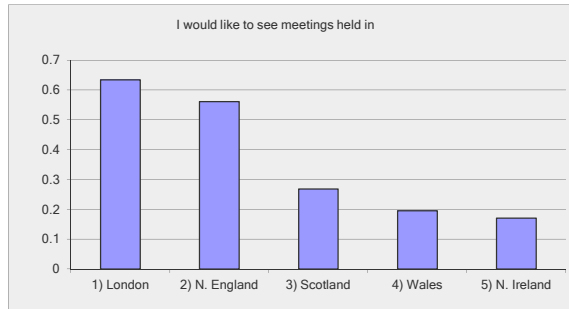
Programme Evaluation

Answer Options	Strongly Agree	Agree	Disagree	Strongly Disagree	Rating Average	Response Count
1) The title of the	15	33	1	0	1.71	49
2) The meeting was	17	28	4	0	1.73	49
3) The meeting	18	28	2	0	1.67	48
4) Adequate time	9	36	3	0	1.88	48
5) The meeting met	12	30	6	1	1.92	49
6) The facilities,	7	35	6	0	1.98	48
7) The AV facilities	6	38	2	1	1.96	47
Please use the space below to comment on the educational content of these events						8
					<i>answered question</i>	49
					<i>skipped question</i>	8

It was a shame that the selected presentations were not more varied in theme. It would have been nice to see more histopathology - it was heavily slanted to molecular, and whilst the major field of research it did feel a bit 'samey'.
 Main Student Union auditorium projector was not of sufficient quality
 Main Auditorium projector was a bit dim!
 Above refers to ACEM satellite meeting - exactly relevant to my work and enjoyable
 The food was disappointing
 Good educational content
 More education content in addition to selected oral presentations
 Very good plenary session and good GI/molecular session in morning

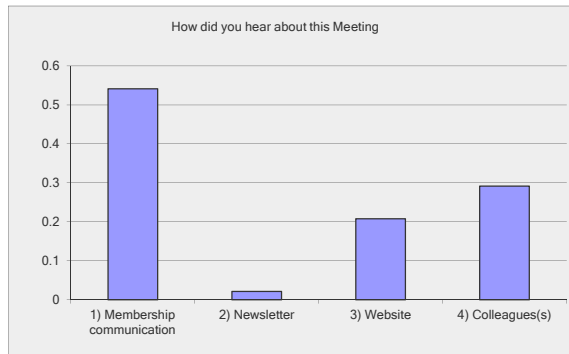
I would like to see meetings held in

Answer Options	Response Percent	Response Count
1) London	63.4%	26
2) N. England	56.1%	23
3) Scotland	26.8%	11
4) Wales	19.5%	8
5) N. Ireland	17.1%	7
	<i>answered question</i>	41
	<i>skipped question</i>	16



How did you hear about this Meeting

Answer Options	Response Percent	Response Count
1) Membership	54.2%	26
2) Newsletter	2.1%	1
3) Website	20.8%	10
4) Colleagues(s)	29.2%	14
Other, please give details		3
	<i>answered question</i>	48
	<i>skipped question</i>	9



UKEPS
 UKEPS
 ACEM membership communication

CPD/Delegate Evaluation Form Sheffield Summer Meeting 3-5 July 2012

Symposium: Viral Oncogenesis in Head and Neck Tumours							
Answer Options	1 (LOW)	2	3	4	5 (HIGH)	Rating Average	Response Count
a) Dr NG Powell	0	2	6	13	16	4.16	37
b) Prof RCK Jordan	1	0	7	15	13	4.08	36
c) Mr R Shaw	1	1	5	13	15	4.14	35
d) Dr M Robinson	1	1	3	13	17	4.26	35
<i>answered question</i>							37
<i>skipped question</i>							20

This was a very timely presentation on the status of science behind HPV vaccination
 Very good update. If Max had kept up the ENT jokes right to the end he would have got a 5
 nice sessions
 Largely regurgitating. Rather poor choice of speakers (b), (c) and (d).
 A very good and informative session
 A good mixture of basic knowledge, clinical trial data, research and diagnostic pathology
 The educational content was high in all the presentations.
 High quality presentations of high quality original data - good coverage of the topic from practical application to cutting edge
 Dr robinson's was very useful to me as a trainee
 This was an excellent symposium - educationally well worthwhile with well constructed, informative talks
 An excellent Symposium
 Excellent symposium. General enough for those not working in the field.
 Very educational and a number of key points were stressed on which will help me in my pathology practice
 An excellent symposium

Public Lecture: The Relationships between Patients, the Public and Biomedical Researchers							
Answer Options	1 (LOW)	2	3	4	5 (HIGH)	Rating Average	Response Count
a) Prof P Shaw	1	3	6	11	6	3.67	27
<i>answered question</i>							27
<i>skipped question</i>							30

A bit disappointing this was, I'm afraid to say.
 Unfortunately I have not attended this lecture
 An uplifting story - excellent
 It would have been good to have more of the science and rather less of how the money was raised
 Not at all what I expected. Very worthy and inspiring, but it would have been useful to have had an abstract

CPD/Delegate Evaluation Form Sheffield Summer Meeting 3-5 July 2012

Trainees Session - Meet the Experts: Cardiac Tissue Analysis, from Routine to Complex

Answer Options	1 (LOW)	2	3	4	5 (HIGH)	Rating Average	Response Count
a) Dr SK Suvarna	0	1	4	4	4	3.85	13
<i>answered question</i>							13
<i>skipped question</i>							44

the lecture covered autopsy aspect of dissection but not the tissue analysis/histology which is a shame.
Some videos demonstrating the techniques would have been helpful for trainees.

Symposium: Systems Biology - Reverse Engineering The Phenotype

Answer Options	1 (LOW)	2	3	4	5 (HIGH)	Rating Average	Response Count
a) Prof N Lawrence	0	0	6	9	2	3.76	17
b) Dr JP Bury	0	0	3	10	3	4.00	16
c) Dr BM Corfe	0	0	5	8	3	3.88	16
<i>answered question</i>							17
<i>skipped question</i>							40

two keen and enthusiastic speakers
Enjoyed these lectures
Good overview of interesting approach
It was a good symposium overall.

Symposium: Endocrine Pathology organised in conjunction with the UK Endocrine Pathology Society

Answer Options	1 (LOW)	2	3	4	5 (HIGH)	Rating Average	Response Count
a) Prof M Sobrinho-	0	0	5	11	7	4.09	23
b) Prof TJ Stephenson	0	0	5	11	8	4.13	24
c) Dr MT Moonim	0	2	8	10	4	3.67	24
<i>answered question</i>							24
<i>skipped question</i>							33

Useful
Excellent.
Simply fantastic presentations of all three presenters!!!
Probably the most valued event of the meeting.
Very interesting
Three excellent presentations, with enough overlap to integrate the subject matter. Good discussion at end.
Presenter C had very dull presentation style
Useful and thought-provoking
There was sufficient educational content in all presentations which I can use in my diagnostic practice.
Interesting. More time needed for questions

Doniach Lecture: Only Dead Fish Swim with the Stream: Trying to Understand the Dynamics of the Liver and its Diseases

Answer Options	1 (LOW)	2	3	4	5 (HIGH)	Rating Average	Response Count
a) Prof MR Alison	0	1	4	11	5	3.95	21
<i>answered question</i>							21
<i>skipped question</i>							36

touching and rewarding story, excellently told!
Most interesting, though it could be better presented.
comprehensive educational and entertaining
Interesting scientific content
Enjoyable talk

CPD/Delegate Evaluation Form Sheffield Summer Meeting 3-5 July 2012

Trainees Session - Meet the Experts: My Approach to Soft Tissue Tumours							
Answer Options	1 (LOW)	2	3	4	5 (HIGH)	Rating Average	Response Count
a) Dr K Thway	0	1	3	7	1	3.67	12
<i>answered question</i>							12
<i>skipped question</i>							45

Trainees Symposium: How to be a Consultant							
Answer Options	1 (LOW)	2	3	4	5 (HIGH)	Rating Average	Response Count
a) Prof TJ Stephenson	0	1	1	4	6	4.25	12
b) Prof M Wells	1	0	1	7	2	3.82	11
c) Dr DM Bailey	2	0	4	4	2	3.33	12
<i>answered question</i>							13
<i>skipped question</i>							44

A very good update

Dr Bailey's talk was very enlightening and showed opportunities for involvement in training and education that are available

Dr Bailey's lecture was a description of his job with endless discussions of his job plan - it was not about how trainees could learn to become trainers

Japanese Pathological Society Lecture: Pathology of Gastrointestinal Stromal Tumour							
Answer Options	1 (LOW)	2	3	4	5 (HIGH)	Rating Average	Response Count
a) Prof SH Hirota	0	0	4	8	5	4.06	17
Please list any comments you may have							6
<i>answered question</i>							17
<i>skipped question</i>							40

World class scientist!!!

good talk marred by choice of colour scheme for slides and poor digital projector

Excellent

Excellent talk, despite the lack of fluency in English. Good overview of the evolution of GIST as a concept to reality

Although delivery was not easy for a Japanese speaker, the story of GIST is a paradigm of clinico-pathological research

Slide Seminar Discussion Session: Gynaecological Pathology							
Answer Options	1 (LOW)	2	3	4	5 (HIGH)	Rating Average	Response Count
a) Prof M Wells	1	1	1	5	5	3.92	13
<i>answered question</i>							13
<i>skipped question</i>							44

Plenty of take home messages

Disappointing; poor preparation and presentation. Very few trainees present.

CPD/Delegate Evaluation Form Joint Winter Meeting with NVvP, University of Utrecht 8-9 January 2013

Symposium: Breast Pathology							
Answer Options	1 (LOW)	2	3	4	5 (HIGH)	Rating Average	Response Count
a) Dr TD Tlsty	0	1	10	13	5	3.76	29
b) Prof JS Reis-Filho	1	1	8	10	8	3.82	28
c) Dr AHS Lee	1	1	5	13	5	3.80	25
d) Dr PWB Derksen	0	1	11	6	4	3.59	22
<i>answered question</i>							29
<i>skipped question</i>							5

Good overview of the molecular state of the art

Both science and diagnostics covered

b) was suitable for undergraduate teaching and contained no new data or insights whatsoever. c) was suitable for breast pathology trainees but of little interest to anyone else

The quality of the speakers was generally very good, and the links between the molecular mechanisms and the clinical disease were well illustrated. The session was of only limited relevance for pathologists who do not do breast pathology. Most presentations were too in depth / difficult for me to follow (PhD student).

The Pathological Society of Great Britain & Ireland's 9th Goudie Lecture: MALT Lymphoma: Many Pathways Lead to NF- κ B Activation							
Answer Options	1 (LOW)	2	3	4	5 (HIGH)	Rating Average	Response Count
a) Prof MQ Du	0	0	8	9	6	3.91	23
Please use the space below to comment on the educational content of these events							3
<i>answered question</i>							23
<i>skipped question</i>							11

Goudie lecture not attended

An excellent lecture regarding basic pathways leading to MALT lymphoma.

excellent presentations, good mix of clinical and more basic subjects

CPD/Delegate Evaluation Form Joint Winter Meeting with NVvP, University of Utrecht 8-9 January 2013

Symposium - Gastrointestinal Pathology

Answer Options	1 (LOW)	2	3	4	5 (HIGH)	Rating Average	Response Count
a) Prof Sir NA Wright	0	2	3	11	12	4.18	28
b) Prof GA Meijer	0	1	9	9	8	3.89	27
c) Prof NA Shepherd	0	0	6	12	9	4.11	27
d) Prof FT Bosman	0	1	11	11	4	3.67	27

Comments:

keep it even more practical for daily practice?

Good overview on recent developments in GI pathology

good section; more clinical than basic

Symposium: Molecular Diagnostics

Answer Options	1 (LOW)	2	3	4	5 (HIGH)	Rating Average	Response Count
a) Prof R Bernards	0	1	4	13	9	4.11	27
b) Dr WAM Blokx	0	0	4	14	7	4.12	25
c) Prof HJM Groen	0	0	9	12	3	3.75	24

Comments

Good overview on recent developments on therapeutic and diagnostic options

nice talks!

Meet the Experts Trainees Session: Gastrointestinal Stem Cells

Answer Options	1 (LOW)	2	3	4	5 (HIGH)	Rating Average	Response Count
a) Prof JC Clevers	0	0	0	4	10	4.71	14

Please use the space below to comment on the educational content of these events

2

Comments

not attended

neat formula!

Slide Seminar Discussion Session: Neuroendocrine Tumours

Answer Options	1 (LOW)	2	3	4	5 (HIGH)	Rating Average	Response Count
a) Dr S van Eeden	0	0	7	9	2	3.72	18
b) Dr MLF van Velthuysen	0	0	7	8	0	3.53	15

Comments

Good overview on classification issues

not attended

good cases; well presented

Keynote Lecture: Lgr5 Stem Cells in Self-renewal and Cancer

Answer Options	1 (LOW)	2	3	4	5 (HIGH)	Rating Average	Response Count
a) Prof JC Clevers	0	0	2	6	18	4.62	26

CPD/Delegate Evaluation Form Joint Winter Meeting with NVvP, University of Utrecht 8-9 January 2013

Programme Evaluation

Answer Options	Strongly Agree	Agree	Disagree	Strongly Disagree	Rating Average	Response Count
1) The title of the meeting interested me	11	22	1	0	1.71	34
2) The meeting was relevant to my Continuing Professional Development Needs	12	19	3	0	1.74	34
3) The meeting contained new ideas and materials	16	15	3	0	1.62	34
4) Adequate time was given for discussion	10	22	2	0	1.76	34
5) The meeting met my expectations	13	18	1	1	1.70	33
6) The facilities, catering arrangement met my requirements	16	17	1	0	1.56	34
7) The AV facilities were of high quality	7	19	8	0	2.03	34

Comments

Projection quality should be improved. Apart from this no other major issues.

Hall had an echo

The venue was exquisite. The only comments are about the audio, some of which was difficult to hear from the back rows. An additional set of speakers in the back rows would be helpful.

the acoustics were below standard and the slides were too small for those in the back

Far too much teaching of known ideas (suitable for undergrads) and relatively little new discoveries.

screen too small

The writing on the screens was sometimes too small to read easily, I sat in the second row and this resolved the issue

acoustics suboptimal; AV equipment not always/all the time ready to go

I would like to see meetings held in

Answer Options	Response Percent	Response Count
1) London	92.3%	24
2) N. England	34.6%	9
3) Scotland	30.8%	8
4) Wales	23.1%	6
5) N. Ireland	19.2%	5

How did you hear about this Meeting

Answer Options	Response Percent	Response Count
1) Membership communication	64.7%	22
2) Newsletter	2.9%	1
3) Website	17.6%	6
4) Colleagues(s)	26.5%	9

Comments

was asked to organise it! 1

Are you a member of the Pathological Society

Answer Options	Response Percent	Response Count
1) Yes	57.6%	19
2) No	42.4%	14

If you are NOT a member of the Pathological Society - would you like to receive membership

Answer Options	Response Percent	Response Count
1) Yes	26.7%	4
2) No	73.3%	11

This space has been left blank for any other comments you may wish to make

Overall, a well organised, compact en efficient meeting.
My first Path Soc meeting - a very strange experience. Far more teaching (even in the talks from the main invited speakers) or reviewing old data than any other meeting I have attended. Relatively little focus on new findings (although many of the posters were good in this regard). Also surprised that speakers received relatively few questions - almost as though the audience was not that interested.
member NVVP
(member dutch path Soc, NVVP)
Sessions were way overlong.
Excellent experience; very worthwhile