

## **NOTES ON THE ANNUAL GENERAL MEETING**

**THURSDAY 30 JUNE 2016, 13.00 HRS**

**Gallery 1, East Midlands Conference Centre, University of Nottingham,  
University Park, Nottingham NG7 2RJ**

### **OVERVIEW OF THE YEAR**

In order to improve the timeliness of the meeting, brief verbal reports will be given at the Business Meeting. The following notes are designed to accompany the Annual Business Meeting.

#### **AGENDA ITEM No 4: THE PRESIDENT'S REPORT**

##### **Foster and support future development of Academic Pathology**

A key focus of the Society is to provide support to improve the number of academics and status of academic pathology in the UK. We have adopted a broad strategy firstly through our established core activities of funding research and education, secondly through two new strategies of an undergraduate engagement programme and lastly the formation of a Postgraduate academic network. The undergraduate strategy includes a formal undergraduate committee initially chaired by Christian Slater from Manchester which will organise a range of undergraduate activities through the year and at our meetings. This programme is run by the general secretary Richard Byers. The Postgraduate academic network is aimed at creating academically aware postgraduates and facilitating their careers through close interaction with national and international academics. We have held two meetings the first in Leeds and the second one in London with a third at our annual meeting in Nottingham. Meetings are planned for Edinburgh, London and Belfast and we seek offers to host the October 2017 meeting. Attendance and feedback have been excellent and we have around 30 attendees at each meeting. We are actively lobbying the RCPATH to recognise the need for curriculum and culture change in cellular pathology training to future proof our profession. During early 2015 we held some fruitful meetings with the President and representatives of the College. This has led to revisions of the curriculum and stage D which was causing concern. I am especially encouraged by the increasing numbers of trainee members and their direct participation in our activities. The trainees sections of our meetings programs are highly valued, of exceptional quality and very well attended.

##### **Links with other professional bodies**

We have been meeting with RCPATH and have introduced joint Undergraduate Membership of the College and the Society to encourage future medical and science students to join the discipline. We wish to foster closer links between the RCPATH particularly with respect to academic pathology and research. The Officers met with the President and other College representatives to discuss the curriculum and opportunities for change. There is a real need to increase the profile and exposure to basic genetics and molecular pathology in training as it will undoubtedly increasingly underpin diagnosis, disease classification and therapeutic management. We have also indicated that we are keen to work with the College in any endeavours to encourage research councils and charities to support clinical research fellowships in pathology and I spoke at the Jean Shanks annual meeting at the academy of medical sciences and have been trying to include the academy in our future initiatives. We continue to work closely with the BDIAP. At our meetings of the Officers of the Society and the BDIAP, we have discussed greater cooperation and collaboration. Many of our members are members of the BDIAP and vice versa. There is a joint desire to work together and with the RCPATH to improve the research, training and professional environment for pathologists in the UK and for those overseas members and affiliates who look to the UK for guidance.

##### **ACCEA**

The Society offered its assistance to Members as allowed by the ACCEA. The Review Panel has considered members' applications for the 2016 Round and we have returned our supporting statements to ACCEA and wish those applicants good luck.

### **2015 Finance & General Purposes Sub-committee (FGP) Strategy Meeting**

The FGP met in October 2015 to consider our strategy for support and development of academic trainee and undergraduate initiatives. These initiatives have been ratified by the full Committee.

Our main focus is:

- Develop effective strategies to support and develop academic pathology. We have held fruitful discussion with the College with regard to future curriculum content.
- Greater engagement with other learned Societies.
- Greater engagement with undergraduate medical students but continued support of the co-sponsored Summer School with the RCPATH and the BDIAP as well as expanding the initiative to a second meeting in the north.
- Promotion of the role of molecular pathology at research and service levels, particular amongst trainee pathologists
- Maintain strong portfolio of research support at grant and meeting levels
- Develop educational strategy to expand support at undergraduate, postgraduate and CPD levels

### **Journal of Pathology**

Our journal maintains its leading position as the highest ranking monthly pathology journal and I would like to thank Simon Herrington, Richard Poulson, the Editorial Board and referees for taking the journal forward.

### **Journal of Pathology: Clinical Research**

The new journal was launched in September 2014. This is a sister Journal to the Journal of Pathology with a more clinical focus being open access and on-line only. Under the Editorship of Simon Herrington and his colleagues, the new journal is gaining momentum and increased submissions and we hope to see an impact factor awarded in the near future.

### **Meetings**

From 2015 Joint Meetings with the British Division of the IAP (BDIAP) will be held on an annual basis and we are pleased to continue our mutually beneficial engagement with the BDIAP to bring all Pathologists together in one annual meeting. The winter meetings will continue following the highly successful meeting at the Guoman Tower Hotel. This will again be the site of the 2017 winter meeting organised by colleagues at St Barts and the London. Please consider your abstracts now!

### **Retirements**

Nick Rooney will retire as Treasurer after the AGM. I would like to offer my own personal thanks, and those of the Society and the Committee, for Nick's commitment to the work of the Society. He has expended a very large amount of energy on behalf of the Society, managing the office moves, computing, the finances of the ESP initiative and a large number of changes that have occurred over his tenure of the office. He has undertaken this on top of his considerable duties in Bristol and we owe him a great debt. It has also been fun to work with him. Nick will be succeeded by Graeme Murray, Aberdeen and again we are grateful for him stepping forward to take on this onerous position of keeping the society healthy and managing the responsibilities of the finances. He is re-instating the tradition of Scottish treasurers!

**Phil Quirke, June 2016**

## **AGENDA ITEM No 5: GENERAL SECRETARY'S REPORT**

### **5.1 Society Lectures, Medals and Awards**

Members are referred to the General Secretary's notices in the Agenda document for deadlines for nomination/application for this year's lectures, medals and awards.

## 5.2 Membership

I am pleased to report that membership numbers have increased once again and, at the time of writing, stand at 1,795. As last year, this reflects not only that more people are joining the Society but also that concessionary members are converting to ordinary membership when they move into career grade posts and the continuing growth in Undergraduate Membership.

## 5.3 Undergraduate Involvement/Associate Undergraduate Membership

The Undergraduate network is now fully embedded in the Society's mission. Christian Slater, Manchester heads up the network and attends FGP and Committee Meetings as the Undergraduate representative.

Since the introduction of Associate Undergraduate Membership 2015 the Society now has 285 Undergraduate members. Students need to be members of the Society in order to apply for Undergraduate Bursary, Intercolated Degree and any other grant schemes as appropriate.

This year there is a full day Undergraduate session at the Nottingham Pathology Meeting. This will be continued every year at the summer joint meetings with the BDIAP.

## 5.4 Website and publications

The content of the website is still under review. A Society media policy will also be introduced following the use of Twitter by the Trainees' Sub-committee and to future-proof communications via such methods. If members have suggestions for improvement of the website, please contact [admin@pathsoc.org](mailto:admin@pathsoc.org).

## 5.5 Other Matters

The Society has registered its trademark and logo and plans to change its strapline in due course to include "Guiding Therapy".

**Richard Byers, June 2016**

## **AGENDA ITEM No. 6 – THE TREASURER'S REPORT**

The Society remains in a healthy financial state despite major changes in activities during 2015.

The summary position as detailed in the accounts is as follows:

Income for the charity has increased for the year under review to £1,170,828 (2014: £1,016,637) primarily due to an increase in surplus from the Journal of Pathology and investment income. Subscription income is stable at £86,886 (2014: £76,435) but on its own would not enable the Society to function. The main areas of expenditure continue to be charitable grants (£614,831, 2014: £563,744), Society meetings (£196,352, 2014: £25,548) and support costs of the Society (£360,476, 2014: £347,771). Overall expenditure has exceeded income by £149,220 (2014: £142,752) after realised and unrealised investment gains and losses. Fund balances total £7,810,202 (2014: £7,959,422).

Despite an increase in grants awarded, we carry forward £7.8m, the majority of which is invested in a diversified portfolio managed by our advisors, Cazenove, the charities division of Schroders. The Trustees receive an annual presentation from Cazenove which includes a comparison with their peer group to ensure performance is broadly in line with expectations.

Our main source of income remains the Journal of Pathology which contributed £690366 to the Society budget. This is due to the careful stewardship of our Editor-in-Chief, Simon Herrington, his Senior and Associate Editors and the production team at Wileys. The Society gratefully acknowledges all their hard work. To support the Journals, the Society has appointed Richard Poulson as Scientific Editor. Richard is a full time employee of the Society, this is reflected in the increase in support costs for the Society. The Trustees and the Editor in-Chief made the decision that the Journal is crucial to the success of the Society and that this appointment was an essential investment in the future.

Under the leadership of the President, Phil Quirke and General Secretary Richard Byers, there has been a slight shift in strategy to increase interaction with the undergraduates and promote applications for pathology training posts. Accordingly some underused grants (eg Seminars for Students) have been realigned to support the Undergraduate Committee.

The Pathological Society of Great Britain and Ireland and the DNA man are now registered trademarks together with various manifestations of Understanding Disease. To that we have added Guiding Therapy as the strap-line to accompany the Journal of Pathology: Clinical Research. The Society has updated the strap-line to Understanding Disease Guiding Therapy to reflect the role of pathology in the clinical management of patients.

Elizabeth Soilleux has very ably managed the myriad of Education Grants which remain very popular. Latch Ilyas and subsequently Mark Arends have managed a very healthy number of applications to the Research Grants. Mark has also overseen the introduction of the Pump Priming grants for newly appointed Consultants; this will receive increased funding from 2016. As always, if a grant is worthy, the Society will make every effort to support it.

January 2015 saw the move of the RCPATH to temporary accommodation with the RCPsych. The Society's temporary accommodation in Northumberland Avenue was not a huge success, so the Society made the decision to move closer to the College and into better quality accommodation in the Minories. This has been a major upheaval again for Ros and Julie but appears to have been successful. This office is also to be shared with the BDIAP who have one desk and contribute one third of the rental. This is a significant saving over the cost of Northumberland Avenue but still not as good as the deal we had in Carlton House Terrace. We are still exploring our long term options with the RCPATH but one thing is certain, this will have to be agreed at commercial rates, not the favourable deal we had in the past.

Our move to an on-line membership database has met the data protection requirements of the EU due to be implemented in late 2016. The other aspects of the software have been less successful. Research Grants are managed through the on-line system but meetings, abstracts and Education Grants are managed separately through Shocklogic. This is an ongoing process and anyone familiar with LIMS will be well aware of the contortions a new computer system requires.

We have regular advice on Governance from Vicki Ehmann at Russell-Cooke, our solicitors. She ensures the Society remains compliant with legislation affecting companies and charities. The Risk Management Policy has been updated in line with government policy; all Trustees are regularly reminded to declare conflicts of interest when awarding grants.

The accounts of Pathology London 2014 have at last been finalised after receipt of £37000 of VAT repayments from the European Society of Pathology. The two Directors of PL2014 agreed to gift aid the profits to the Society. The company will remain dormant because as a Charity, the Society cannot receive commercial sponsorship in excess of £50000pa. This may become an issue as we sell exhibition space and seek support for our educational meetings.

The Society as ever is indebted to Ros Pitts and Julie Johnstone for managing the Office and supporting all the activities during what turned out to be a rather taxing year.

As this is my last Annual Review, I wish the Society every success and pass the role of Treasurer to my very able colleague, Professor Graeme Murray to revive the tradition of Scottish Treasurers

**Nick Rooney, June 2016**

## **AGENDA ITEM No. 7 – MEETINGS SECRETARY’S REPORT**

### **Dublin Pathology 2015**

This 8<sup>th</sup> Joint meeting with the BDIAP was held at the Doubletree Hotel, Dublin. This proved to be a very successful, enjoyable and well attended event at an excellent venue. The Social Events were very well attended and received.

- **Abstracts submitted** 197
- **Total number of delegates** 545 including invited speakers
- Feedback details (Appendix A)

### **2016 Winter Meeting**

The Society’s first Winter Meeting since 2013, was held at the Guoman Tower Hotel and proved to be successful. There will be a Winter Meeting in 2017 following which the Committee will review future plans for Winter Meetings.

- **Abstracts submitted** 77
- **Total number of delegates** 166
- Feedback details (Appendix A)

### **Future Meetings**

#### **2016**

28 June-1 July	Nottingham Pathology 2016, Joint Meeting with the BDIAP
19-20 August	Pathology Summer School for Medical Students (co-supported with RCPATH and BDIAP), London
18-21 September	2 <sup>nd</sup> Pathological Society Residential Training School for Diagnostic Molecular Pathology, Nottingham

#### **2017**

19-20 January	Winter Meeting, London, Hosted by Barts and the London, QMUL
6-10 February	Pathological Society Winter School, London

#### **2017**

23-23 June	Belfast Pathology 2017, 10 <sup>th</sup> Joint Meeting with BDIAP
------------	---

#### **2018**

19-22 June	Maastricht Pathology 2018, 11 <sup>th</sup> Joint Meeting with the BDIAP
------------	--

**Adrienne Flanagan, June 2016**

## **AGENDA ITEM No. 8.1 EDUCATION & TRAINING SUB-COMMITTEE REPORT**

### **EDUCATION SUB-COMMITTEE REPORT**

The Education subcommittee conduct all activity by teleconference. The Sub-committee meets twice a year to discuss Education grant funding and any other matters of relevance to education of the Society members. Minutes of these meetings are available from the Society office. An overview of the Education Sub-committee activity for 2015 is detailed below:

#### **Education Grant Schemes:**

##### **Undergraduate elective bursary and prize**

The undergraduate bursary deadline dates were, 27 February and 28 April in 2015. Undergraduate membership was introduced in 2015 restricting the undergraduate bursary to Society members only. A significant drop in undergraduate bursary application for 2015, 27 applications was received of which 21 were funded. This represented a total spend of £23,250 for 2015.

Each recipient of a bursary is required to submit a report. The applicant judged to have submitted the best elective report over the yearly cycle receives a prize and is invited to present their work at a future Society Meeting. The winner of the elective bursary prize for 2015 was awarded to Jovia Gao (University of Cambridge): *"Subcellular localisation of KLF2, NOTCH2 and RBPJ"*.

#### **Undergraduate Essay Competition**

This essay prize is offered annually and the winner is invited to receive the £500 prize at the Society winter Meeting the following year. Marco Narajos from the University of Oxford, the winner of the 2015 essay prize entitled *"Both clinical and academic pathology are becoming increasingly interdisciplinary in nature. Discuss"* will be presented at the joint meeting with the BDIAP, Dublin Nottingham 2016.

The title of the 2016 prize essay is: *"Discuss recent advances in our understanding of the pathobiology of non-coding RNA"*.

The winning essay from 2015 can be found on the Society website.

#### **Intercalated Degrees**

Undergraduate membership was introduced in 2015 restricting the Intercalated Bsc to Society members only. 11 applications were received from students from 5 medical schools; 6 from the University of Leicester, 1 from University of Manchester, 1 from University of Leeds; 1 from Newcastle University & 1 from University of Bristol. 8 applications were funded. This represents a total spend of £97,500.00 for 2015.

It is emphasised that each student receiving a Society award would be expected to submit their work, either as an oral presentation or poster, at the winter meeting following completion of their degree. Supervisors would be politely reminded to encourage their students to do this.

#### **Seminars for Students Scheme**

The Education Sub-committee are very keen to support the pursuit of pathology by undergraduates. There were no applications in 2015.

#### **Educational Grant scheme**

There was 1 Education grant application in 2015 as follows; Dr H Haynes, University of Bristol to support the creation of a Post Mortem Histology – an online resource. This represents a total spend of £4,400.00 for 2015.

#### **Path Soc Winter School**

The Winter School ran under the leadership of Catherine Horsfield and Alison Winstanley for the fourth time.

35 delegates attended in total. Of the 35 delegates, 1 was from each of the following countries: Italy & Sweden. 4 were from Ireland and the remaining 29 were from the United Kingdom. The course was a resounding success and feedback was very positive.

#### **Objectives for 2016**

In 2016 the Education Subcommittee continues with its general goals of further promoting pathology to undergraduates, improving recruitment into specialist training, engaging with junior and senior doctors in other specialties, better serving the academic needs of trainees and promoting education in molecular pathology to pathologists at all levels. We are in the process of instigating a pathology ambassador scheme, encompassing at least all major centres, with the aim that a senior trainee or dynamic consultant can act as a gatekeeper/ advisor for local resources and can possibly arrange pathology "taster days" for local F1 doctors. We will also engage with societies related to molecular pathology to foster long term joint strategies for research and diagnostics.

Furthermore, we are striving to increase our involvement with the Royal College of Pathologists, particularly in the areas of curriculum development, molecular pathology training, development of relevant e-learning packages and input into FRCPath examinations.

Welcome to Prof E Rakha who became a new member of the Sub-committee July 2015.

**Elizabeth Soilleux, June 2016**

## **AGENDA ITEM No. 8.2 REPORT OF RESEARCH SUB-COMMITTEE REPORT OF RESEARCH SUB-COMMITTEE**

The Research Sub-committee are responsible for promoting and supporting the research aims of the Society. The Sub-committee meets twice a year, by teleconference, to discuss Research grant funding and any other matters of relevance to the Research aims of the Society. Minutes of these meetings are available from the Society office. An overview of the Research Sub-committee activity for 2015 is detailed below.

### **Research Grant Schemes**

#### **Small Grants Scheme**

The deadline dates remained as 01 April and 01 October for 2015. 13 applications were received of which 8 were funded. A total spend of £73,232.95

#### **PhD Studentships Scheme**

A total of 2 applications were received in 2015. 2 PhD's were awarded to Prof M Ilyas, University of Nottingham and Dr R Highley, Sheffield Institute for Translational Neuroscience.

#### **Pathological Research Training Fellowships (Pathological Society & Jean Shanks Foundation Pathological Research Training Fellowships) Scheme**

A total of 5 applications were received in 2015. Dr P Macklin, John Radcliffe Hospital, Oxford was awarded the 2015 Jean Shanks/Pathological Society Research Training Fellowship.

#### **Career Development Fellowships Scheme**

Two awards were made, one to Dr G Hutchins, University of Leeds for his project '*Understanding transcriptomic intratumoural heterogeneity in gastric cancer*' and a second (one year extension) to Dr A Mukherjee's project '*Low grade luminal breast cancers: Identification of drivers of neoplasia and progression (extension application)*'. The total spend was £148,954.00 over three years.

#### **Sino-European Collaborative Awards Scheme**

No applications were received in 2015.

#### **International Collaborative Awards Scheme**

Two applications were received in 2015. 1 award was made to Dr K Hunter, University of Sheffield & Dr A Olumuyima, University of Ibadan, for their project '*Genomic alterations in ameloblastoma and ameloblastic carcinoma – a collaborative study*'. 1 award was made to Dr D Treanor, University of Leeds & Dr C Lundstrom, Linkoping University, for their project '*Digital pathology collaboration UK-Sweden*'. A total spend of £17,700.00 for 2015.

#### **Equipment Awards Scheme**

No applications were received in 2015.

#### **Visiting Fellowships Scheme**

1 application was received and funded from Dr Hadjmichael, Nottingham University '*Investigating the effects of distinct embryonic mammary progenitor/stem cell types on breast cancer cell behaviour*'. A total spend of £5,000.00 for 2015.



### **Reports on use of research funds**

Reports on the use of research funds are expected within a year of the end of the funding period. Several reports have been received over the past year and have been posted on the Society website.

The Research Sub-committee would like to thank those sub-committee members who recently retired from the sub-committee and have made valuable contributions to the Research Sub-committee.

The Research Sub-committee set up 3 new types of Small Grants Scheme, which started in April 2016: Trainee's Small Grant Scheme (same as before), Consultant's Pump Priming Small Grant Scheme and Post-Doctoral Collaborative Small Grant Scheme.

The Research subcommittee will follow a strategy to support the society's mission of "understanding disease" through high-quality research. In the next 3-5 years, we will aim to:

- Promote, develop and refine a variety of funding schemes accessible by and suited to the needs of all members of the society, with particular encouragement of trainee pathologists to undertake tissue-based research
- Promote molecular pathology research, training and education in the broadest way, including further development of the recently established annual summer school in molecular pathology and the formation of links with others (such as the MRC-funded molecular pathology nodes, NCRI-funded CM-Path and the Royal College of Pathologists) working to promote molecular pathology
- Facilitate development of expertise in animal model pathology within the Society
- Support research collaborations between pathologists and scientists elsewhere in the world and in industry
- Establish links with other professional societies and research centres/bodies involved in pathological research (both within the UK and abroad)

**Mark Arends, June 2016**

### **AGENDA ITEM NO. 8.3 REPORT OF THE TRAINEES' SUB-COMMITTEE**

#### **Overview**

The trainees' sub-committee is responsible for representing the trainee membership of the Society. As a sub-committee we work with the trainee community to raise awareness of the Society and the benefits of membership. We aim to facilitate trainees in their research, education and academic pursuits through the Society.

Trainee membership of the Society continues to increase with a high conversion rate to ordinary membership at the end of training. The trainees' sub-committee continues to publish a bi-annual newsletter for concessionary members, which is also now available to the undergraduate members.

This year we have to say a sad goodbye to outgoing sub-committee members – Dr Olena Dotsenko, Dr Karwan Moutasim, Dr Abhik Mukherjee and Dr Laura Wastall. A massive thanks to them for their hard work in sub-committee activities over the past three years. We look forward to welcoming four new committee members after the upcoming elections.

#### **Education**

The trainees' sub-committee continues to produce the 'Case of the Month', an educational resource available on the Society's website.

Working with the Education sub-committee we have successfully re-run the Case Report prizes for undergraduates and trainees. We have also been working with Dr Soilleux on the Pathological Society Ambassadors scheme, aimed at promoting histopathology as a specialty and providing a 'way in' for interested trainees. As a sub-committee we hope that this provides a route for increased interest and recruitment to the specialty.



### **Meetings**

The trainees' sub-committee is continuing to working closely with the Meetings Secretary. The "Meet the Experts" sessions at last summer's joint meeting of the Pathological Society and BDIAP in Dublin on 'How to Write a Paper' and neuropathology were a great success, a big thank you to Professor Berney, Professor Herrington, Professor Farrell and Dr Kurian. Equally the trainee's symposium on 'Difficult Exam Topics' was highly valued by the trainee delegates. We would also like to take this opportunity to thank the speakers who gave excellent talks.

The revived Winter 2016 meeting, hosted by UCL in London was equally well received by trainee delegates and our appreciation goes to the organisers for a fantastic meeting. We are looking forward to the Winter 2017 meeting, hosted by Queen Mary University of London.

We are hoping that the trainees' sessions at this year's meeting in Nottingham; the symposium on the role of the MDT and "Meet the Expert" sessions on dermatopathology and GI sessile serrated lesions; will also be popular and we encourage both trainees and consultants alike to book these sessions into their meeting itinerary. We are also once again hosting the slide seminar and quiz. Cases will go on line before the meeting and questions / answer sheets will be available during the meeting. The winner receives a case of champagne at the dinner, so we encourage everyone to have a go.

### **Research**

The Society's research grants continue to be a source of funding for many trainees, giving them the opportunity to develop and mature academic careers. The trainees' sub-committee continues to advertise and support these initiatives.

This year we have also seen the Trainees' communication network grow, with an active mailing list and regular lunchtime 'get togethers' at the Winter and Summer scientific meetings. We thank Dr Bridget Wilkins for her help with this.

Similarly the National Academic Trainees' Network Meetings have been a huge source of inspiration and advice for the academic histopathology trainees around the country. They have been a fantastic opportunity to meet like-minded trainees and foster personal and professional networks for the future. We would like to take this opportunity, on behalf of the academic trainees who attend these meetings, to thank the Pathological Society for their sponsorship of these events.

Starting at the grass roots, the Trainees' sub-committee is continuing to organise the Pathological Society sponsored Introduction to Academic Training for ST1 histopathology trainees in the UK. This event is well received on an annual basis and we have a fantastic line up of academic trainees and established academics to provide a host of informative and inspiring talks for this year's forthcoming meeting on 30<sup>th</sup> September.

### **Website and Social Media**

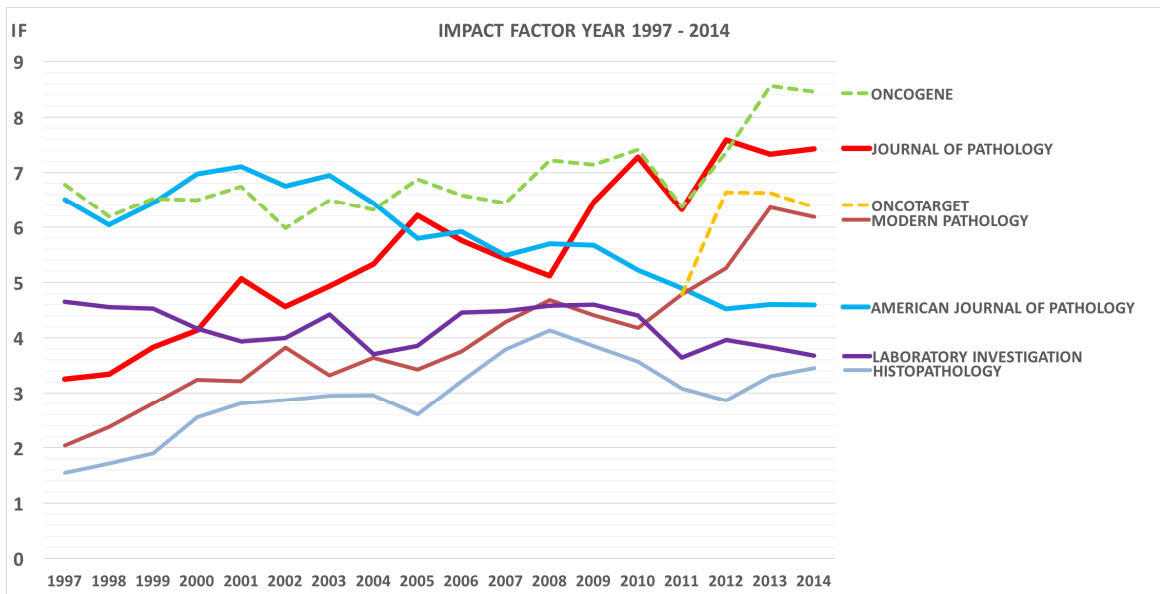
The twitter account that was started in 2013 now has 735 followers, up from 604 this time last year and it continues to function as a good channel for advertising the Society's events and grants.

**Gemma Petts on behalf of the Trainees' Sub-committee, June 2016**

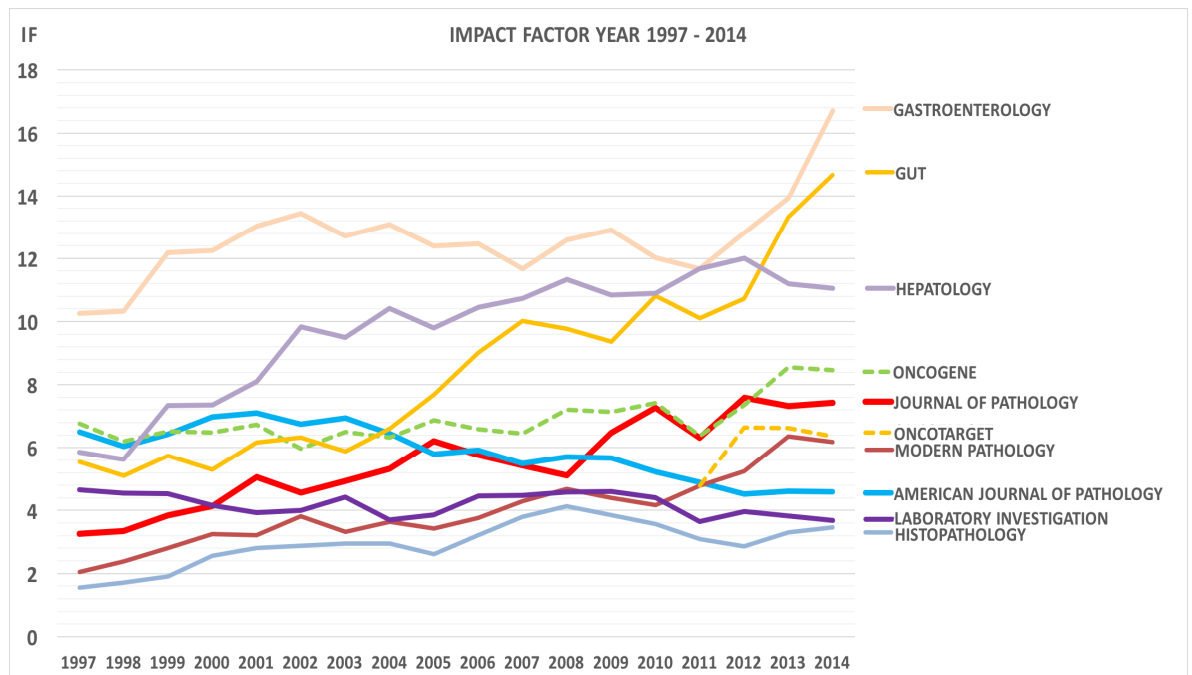
**AGENDA ITEM NO. 9 - REPORTS OF THE EDITOR IN CHIEF, THE JOURNAL OF PATHOLOGY AND THE JOURNAL OF PATHOLOGY: CLINICAL RESEARCH**



1. The Journal impact factor (2014 IF 7.429 up from 2013 IF 7.330) remains very strong in comparison with other pathology and oncology competitors.

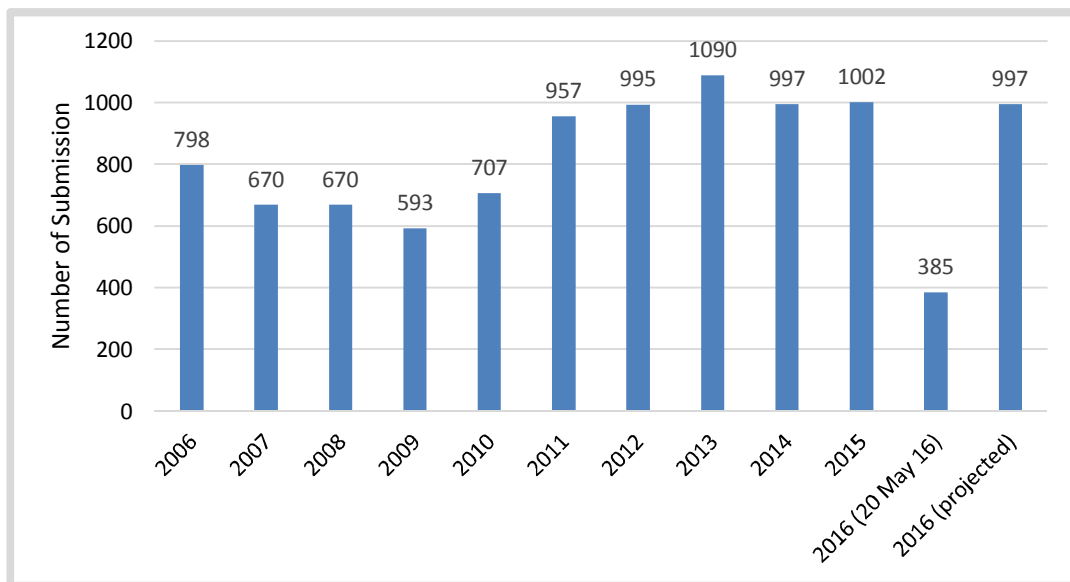


Some specialist journals such as Gut, Gastroenterology and Hepatology have greater impact.



In addition to attracting the best papers addressing disease mechanisms, high quality regular review material augmenting the Annual Review Issues, and marketing the Journal to non-traditional scientific and clinical groups, are key to maintaining and improving our position.

2. Richard Poulosom has been in post as full time Scientific Editor for approximately 1 year. He worked with Guest Editors, Authors and Production colleagues to shepherd the 2016 ARI into publication on time and will work similarly for the 2017 ARI. He is frequently on the triage rota, edits most manuscripts prior to acceptance and has initiated screening of figures in submitted manuscripts. Author guidance for figures and cell lines has been improved. Screening of figures for anomalies is now routine for all manuscripts under review. Priorities for 2016 include re-organisation of the editorial board, and improving appreciation of the contribution of reviewers and authors. He will also be involved in the development of the Journal of Pathology: Clinical Research. Phil Coates, as Senior Editor (~25% commitment to the Journal of Pathology), has particular responsibility for Commentaries and In Brief contributions, and has recently taken on the key role of developing the Journal's Invited Review content. David Bonthron continues as the other Senior Editor and is a Guest Editor for the 2017 ARI. Ming Du, together with Will Foulkes, Hartmut Koeppen, Jorge Reis-Filho, and Nathalie Wong currently serve as Associate Editors.
3. Submissions remain strong in terms of both number and quality.



4. Our effective and robust triage system involves at least 3 members of the editorial team (on a rota basis). Approximately 21% of submissions are sent for external review, with an overall acceptance rate of 11.7% for non-ARI articles. The average time to first decision is 10 days and to final decision is 18d (over last 12 months).
5. Submissions from high profile international groups remain strong, and high quality submissions from the Far East, particularly China, are increasing. Following the Committee on Publication Ethics (COPE) guidelines and working in conjunction with the Publishers the Journal retracted an article published in 2013. Concerns expressed by a reviewer of a different manuscript led eventually to an admission that images had been altered, and its rejection. Investigations into a reader's concern about the primers described in a published article resulted in a corrigendum. Corrigenda have been published when authors omitted to mention all funders.
6. The 2016 ARI on **Models of Human Disease** with Mark Arends, Bruce Whitelaw and Eric White as Guest Editors and 19 international contributors covers a wide range of models and was published in January 2016. The cover and contents list are included as Appendix 1. A symposium to accompany the ARI will take place at the June 2016 meeting of the Society in Nottingham.
7. An Editorial Strategy Day was held in Edinburgh on 9th December 2015, attended by Simon

Herrington, Richard Poulson, Phil Coates, David Bonthron, Rupert Cousens (Wiley), Alix Fryer (Wiley), Nicky Cotterill (The Editorial Office Ltd by teleconference and Webex), Qingwen Li (Wiley Singapore, by teleconference and Webex) and Mark Arends (representing the Society). This gave an excellent opportunity to focus on the development of both the Journal of Pathology and the Journal of Pathology: Clinical Research, and strengthen working relationships. Marketing plans and advocacy engagement were agreed, and proposals for the 2017 ARI discussed. The theme “Pathology lessons from Genetics”, with David Bonthron and Will Foulkes as guest editors, was selected. Most contributors have now been secured and submissions are due in July and August.

There was specific discussion of the Journal’s strategy in China. Ming Du carried out an analysis of the origin of papers published in the Journal and this is dominated by science not pathology departments/institutions. The advice from Wiley-Blackwell is that marketing to potential authors and readers in China is best achieved electronically and, in particular, through social media channels such as Sina Weibo. This strategy is incorporated into the marketing plan for 2016 and we will monitor its effectiveness. Given the already high volume of downloads from China, strategies such as providing abstracts in Chinese were not felt to be high priority.

8. I would like to thank all the Editors, staff at Wiley-Blackwell and *The Editorial Office Ltd*, the Editorial Board, authors and reviewers for their continuing and strong support for the Journal: without them, and the readers, there would be no Journal. Particular thanks go to Richard Poulson, who has made a significant impact on the Journal since his appointment last year.

**Simon Herrington, Editor in Chief, June 2016**



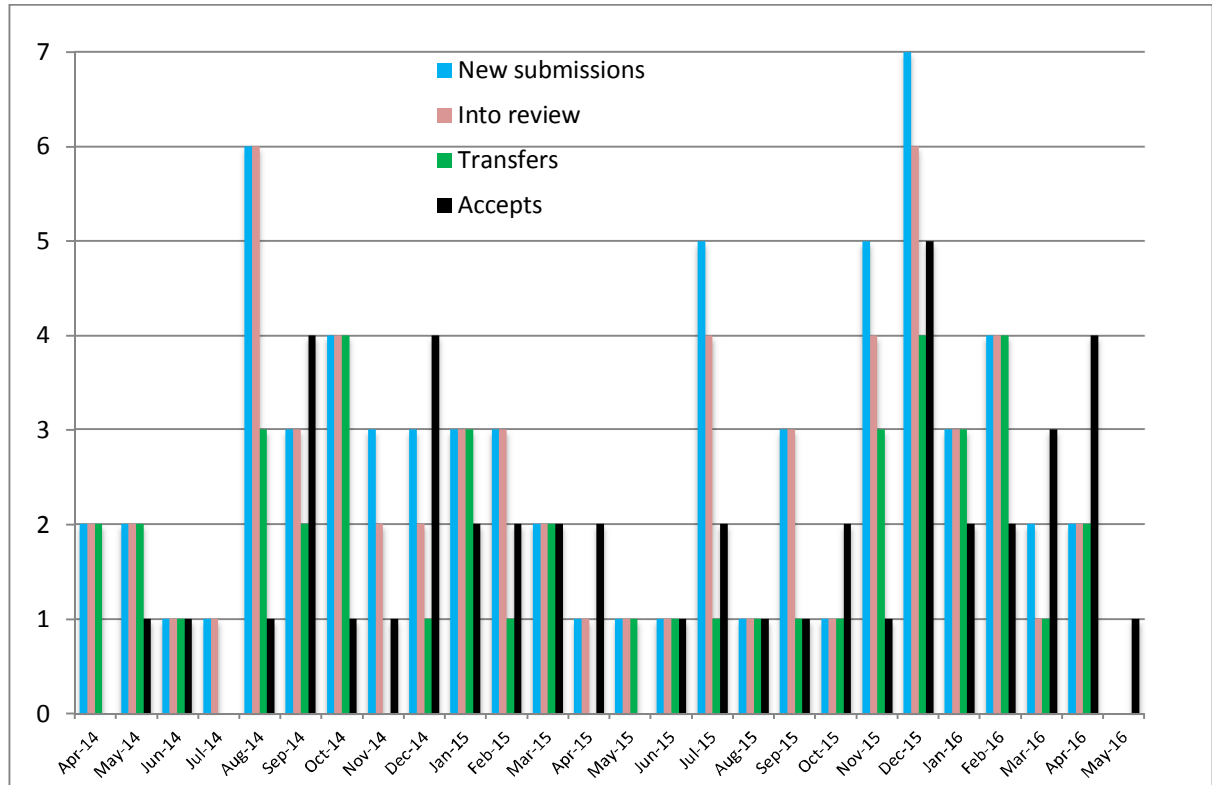
1. The Journal is progressing steadily. Submissions are still erratic but there has been a recent increase, which has provided security of copy for the remainder of the year. We expect PubMed Central listing imminently, which will increase Journal visibility significantly and is anticipated to enhance author confidence in the Journal, and hence submissions.

The current position, compared to June and December 2015, is:

	15 <sup>th</sup> June 2015	20 <sup>th</sup> December 2015	18 <sup>th</sup> May 2016
<b>Submissions</b>			
<i>Invitations</i> to transfer from J Path	115	165	198
Total submissions	35	55	72
Invited reviews	1	1	1
Invited editorials	1	1	1
Transfers from J Path	22	33	45
Direct submissions	13	22	27
<b>Outcomes</b>			
Accepted	22	32	45
• In issues	12	24	36
• In EarlyView	7	4	5
• Accepted online	2	2	3
• With Production	1	2	1
Minor revision	1	1	2
Major revision	0	3	3
Reject	7	8	10
Refer to another journal	2	3	5

Withdrawn	2	3	4
Under review	1	5	3

The graph below shows Journal activity per month from inception to date:



2. Six issues each of 6 articles have been published and there is sufficient copy for the July 2016 issue. All articles are available from the Journal website:  
[http://onlinelibrary.wiley.com/journal/10.1002/\(ISSN\)2056-4538](http://onlinelibrary.wiley.com/journal/10.1002/(ISSN)2056-4538)
3. Marketing plans for the Journal were discussed at the recent Journal of Pathology editorial meeting (see Editor's report for the Journal of Pathology). Flyers for J Path Clin Res were distributed at the dedicated Wiley stand at USCAP (Seattle, March 2016) and at the AACR (New Orleans, April 2016) and will be available at the ESP/IAP meeting later in the year (Cologne, September 2016) as well as at
  - a. Develop more sustained submissions, through marketing of the Journal and acquisition of PubMed Central listing.
  - b. Develop the editorial board (in concert with J Path).
4. Short to medium term objectives are:
  - a. Develop more sustained submissions, through marketing of the Journal and acquisition of PubMed Central listing.
  - b. Develop the editorial board (in concert with J Path).
5. Longer term objectives are:
  - a. Achieve full PubMed listing.
  - b. Acquire an impact factor.

**Simon Herrington, Editor in Chief**  
**The Journal of Pathology: Clinical Research, June 2016**

### **UNDERGRADUATE SUB-COMMITTEE REPORT (NOT ON AGENDA)**

The UG sub-committee is currently run out of Manchester comprising four undergraduates (Christian Slater, William Allingham, Irene Jacobs and Samuel Jay) supported by Richard Byers and Gemma Petts locally.

We have previously proposed this current model remains in place until the Spring of 2017 by which time we will have set into motion a process whereby the sub-committee can be democratised nationwide.

**Update:** As of Spring 2017, Undergraduate Society members will be invited to apply for all positions of the sub-committee. Final positions will be determined by the Education and Trainee sub-committees. We encourage all applicants for UG-subcommittee positions to seek support from a PathSoc member stationed locally to allow for regular liaison and support.

### **Student Societies Bursary**

The Seminar for Students bursary has been replaced with a Student Societies Bursary. A sum of £500 is available to undergraduate members applying for funding on behalf of a student-led pathology/research society upon submission of forecast areas of spending and events planned. The Society is able to fund a maximum of 20 awards per annum (£10,000). T&Cs include submission of a report detailing events organised by the society and how the money has been used.

**Update:** No applications for this bursary have been received thus far. It is hoped that this will improve with further advertising, in particular to UG representatives. Furthermore, advertising for this scheme will also be directed to those societies that promote biomedical research to undergraduates.

### **Summer Schools**

Two summer schools are to be held in the UK in 2016 funded by PathSoc, RCPATH and BDIAP. The first 'Southern' summer school will be held in the Gordon Museum of Pathology, London from 19-20<sup>th</sup> August. The second or 'Northern' summer school is to be held at Leeds University, event is to be centred around themes of molecular and digital pathology – proposed date is 23<sup>rd</sup>-24<sup>th</sup> August.

### **Undergraduate Membership**

Expect number to be in excess of 250 - exact number to be confirmed by the general secretary. Undergraduate membership has continued to rise rapidly over the year. The UG-subcommittee/UG network maintains regular contact with members through a quarterly newsletter email.

### **Undergraduate Network**

Undergraduates now represented at 20 of the 33 British medical schools. The undergraduate committee maintains regular communication with this network, promoting the society's activities and distributing relevant material.

### **Nottingham Meeting 2015**

Our Undergraduate Day will take place over both morning and afternoon sessions in Gallery 2/3 on Tuesday the 28<sup>th</sup>.

Morning session is dedicated to a relaunch event of the undergraduate network. In addition to introducing the UG network we have talks from both pathologists and academics about pathology careers and research.

We wish to encourage all UG network reps to attend the event as such we are offering reimbursement of travel. With the UG day being on the first day of the meeting it is hoped that we can persuade some students to stay for the rest of the meeting.

Undergraduate Forum is taking place during the Afternoon session. This follows a similar format to that of previous undergraduate fora with the highest ranked undergraduate abstracts submitted to

the meeting being invited to present work orally. The forum will finish with presentation of the Essay prize.

#### **Launch of Annual Undergraduate Newsletter**

For Nottingham 2016 the UG-subcommittee will be launching a newsletter to be distributed in the meeting packs to all delegates. The purpose of the Undergraduate newsletter is to highlight the Societies commitment to increasing undergraduate engagement in research and pathology and to promote upcoming schemes such as the Summer schools and ambassadors scheme.

The newsletter will include articles from outstanding students that have benefited from the support of PathSoc schemes such as the Intercalated Degree Grant or the Undergraduate Bursary. In addition we will publish the winning entry of the Essay prize and use the booklet to promote upcoming activities and schemes such as Summer Schools and the ambassadors scheme.

#### **Case of the month**

As of February 2016 the UG SC has collaborated with the Trainee SC to bring the Case of the Month initiative to undergraduates. The Cases are presented alongside an expanded/fictional clinical context with questions and prompts for student learning. Each case is accompanied with information about normal tissue histology as appropriate to each scenario and then summarised with key points about the disease in question. UG COTM is published 1 month behind the Trainee SC. Cases published so far include gastric xanthlasma, MPNST and Cutaneous T-cell lymphoma.

**Christian Slater, Undergraduate Representative, June 2016**



Dublin Pathology 23-25 June 2015

Symposium: Recent Advances in Familial Gynaecological Neoplasia

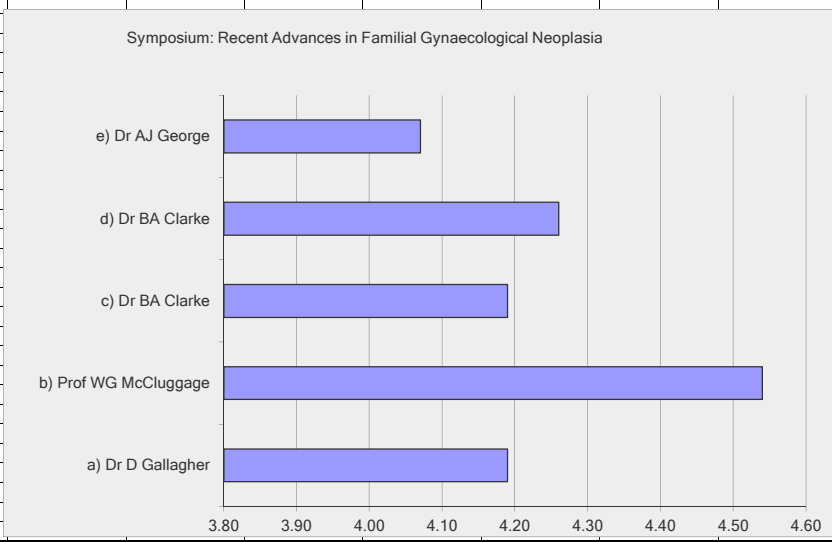
Answer Options	1 (LOW)	2	3	4	5 (HIGH)	Rating Average	Response Count
a) Dr D Gallagher	0	1	6	23	17	4.19	47
b) Prof WG McCluggage	0	0	4	16	32	4.54	52
c) Dr BA Clarke	0	0	5	25	13	4.19	43
d) Dr BA Clarke	0	0	5	21	16	4.26	42
e) Dr AJ George	0	0	7	24	10	4.07	41

Please use the space below to comment on the educational content of these events

answered question 53  
skipped question 101

Number	Response Date	Please use the space below to comment on the educational content of these events	Categories
--------	---------------	--	------------

excellent  
there was considerable overlap between speakers in the chosen subjects  
Excellent overview - limited (no) time for questions was a little frustrating. Clinical lectures interesting, input from a classical clinical geneticist might have produced a lively dialogue  
Recent new information very helpful for all practising pathologists  
useful pointers to understanding and diagnosis



Dublin Pathology 23-25 June 2015

Trainees' Symposium: Difficult Exam Topics

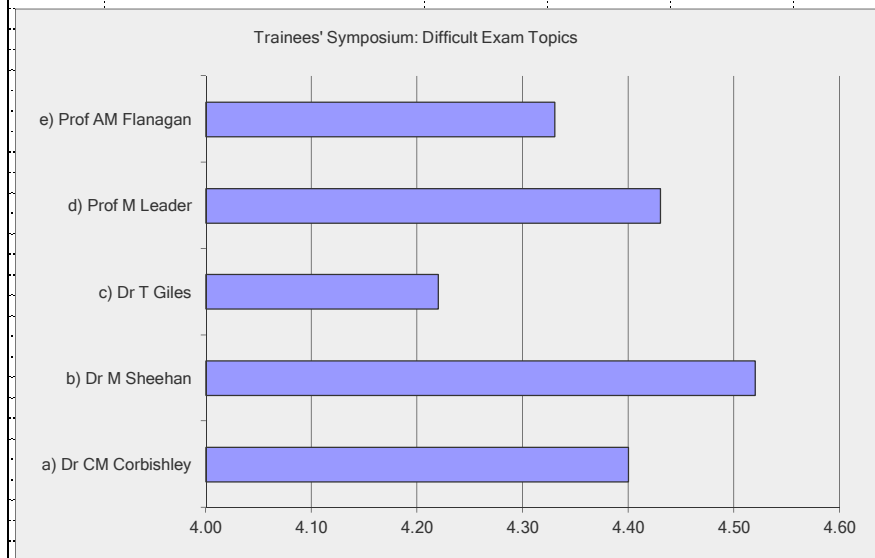
Answer Options	1 (LOW)	2	3	4	5 (HIGH)	Rating Average	Response Count
a) Dr CM Corbishley	0	0	2	11	12	4.40	25
b) Dr M Sheehan	0	0	1	9	13	4.52	23
c) Dr T Giles	0	1	3	9	10	4.22	23
d) Prof M Leader	0	0	3	7	13	4.43	23
e) Prof AM Flanagan	0	0	2	10	9	4.33	21

Please use the space below to comment on the educational content of these events

answered question 29  
skipped question 125

Number	Response Date	Please use the space below to comment on the educational content of these events	Categories

A really useful session. Some of the content was aimed at more junior trainees and some at more senior trainees, which I think worked really well. A very useful, enjoyable session very well attended and trainees enjoyed the talks, pitched at right level for exam  
Truly excellent talk from Dr. Sheehan. Likely her experience with advising on exams making it so helpful.  
An excellent symposium with great speakers. I learnt a lot.  
excellent, very useful



Dublin Pathology 23-25 June 2015

Symposium: Autopsy Pathology

Answer Options	1 (LOW)	2	3	4	5 (HIGH)	Rating Average	Response Count
a) Dr C McGorrian	0	0	3	20	11	4.24	34
b) Prof MN Sheppard	3	0	4	9	20	4.19	36
c) Dr SP Elliott	0	0	7	21	10	4.08	38
d) Prof SB Lucas	0	0	3	18	20	4.41	41
e) Prof ISD Roberts	0	1	1	21	16	4.33	39

Please use the space below to comment on the educational content of these events

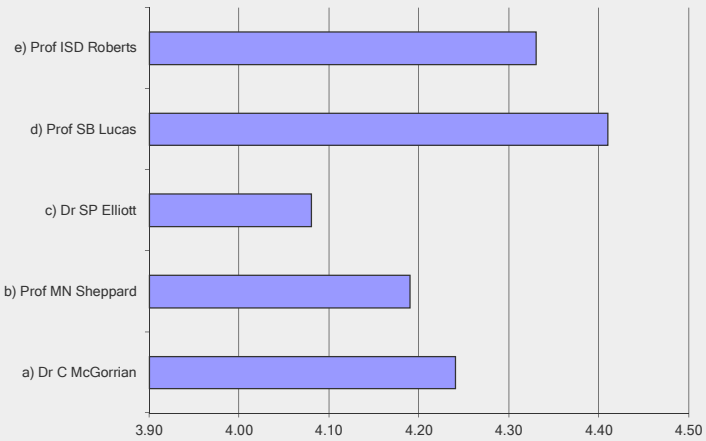
answered question 44  
skipped question 110

Please use the space below to comment on the educational content of these events

Categories

Topical presentations for practicing pathologists.  
very useful topics with valuable updates  
Good  
arrived late so missed first two  
excellent presentation by all.  
very good update and learning experience  
Quite stunning. Please congratulate the seminar organisers

Symposium: Autopsy Pathology



Dublin Pathology 23-25 June 2015

Symposium: Controversial Areas in Thoracic Tumours

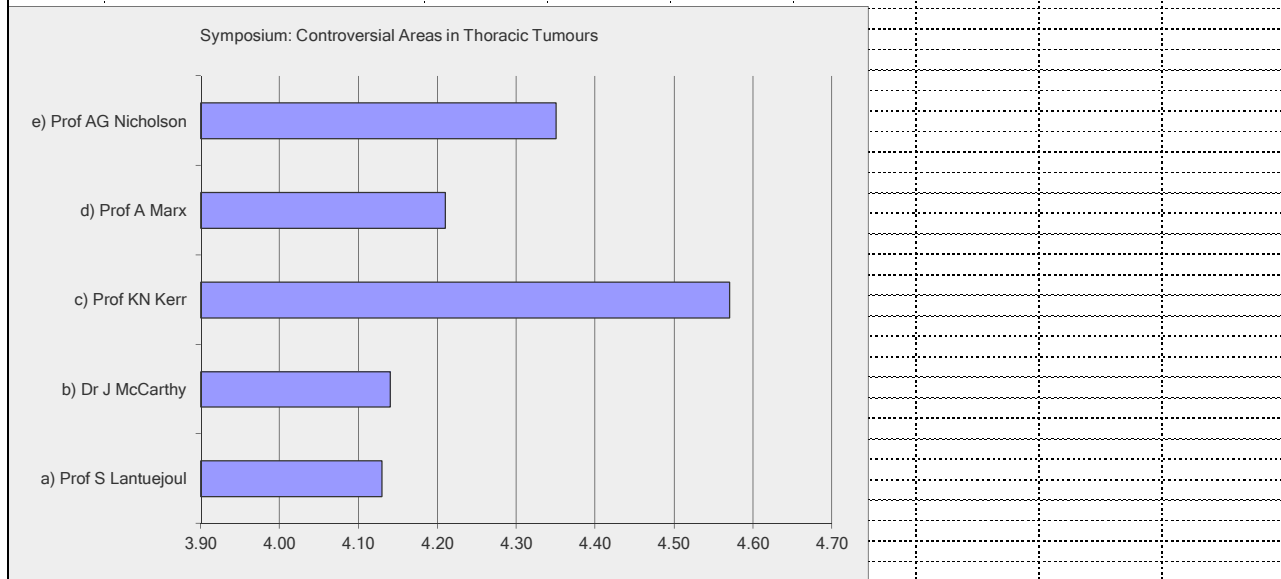
Answer Options	1 (LOW)	2	3	4	5 (HIGH)	Rating Average	Response Count	
a) Prof S Lantuejoul	0	1	4	10	9	4.13	24	
b) Dr J McCarthy	0	1	2	12	7	4.14	22	
c) Prof KN Kerr	0	0	3	6	19	4.57	28	
d) Prof A Marx	0	0	5	9	10	4.21	24	
e) Prof AG Nicholson	0	0	4	9	13	4.35	26	
Please use the space below to comment on the educational content of these events								4
							<i>answered question</i>	31
							<i>skipped question</i>	123

Please use the space below to comment on the educational content of these events

Categories

That is a pity there was only part of presentations available!

Excellent  
Excellent



Dublin Pathology 23-25 June 2015

BDIAP's Kristen Henry Lecture: Pearls and Perils in Pathology

Answer Options	1 (LOW)	2	3	4	5 (HIGH)	Rating Average	Response Count	
a) Prof M Leader	1	1	13	44	45	4.26	104	
Please use the space below to comment on the educational content of these events								8
							<i>answered question</i>	104
							<i>skipped question</i>	50

Please use the space below to comment on the educational content of these events

Inspiring and useful  
Very good

Absolutely amazing talk. Very refreshing to (finally!) hear someone speak about all the wrong turns that have been taken recently in medical education in particular. Lots to think about after hearing this talk.

An interesting take on histopathology - past, present and future.

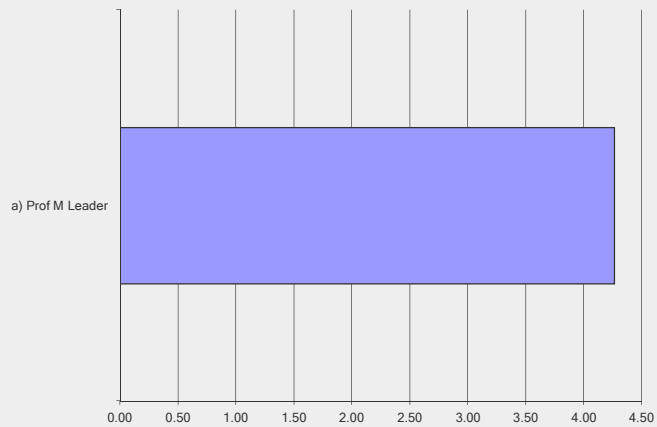
A great advert for mediocrity and obstructing progress. Well delivered but incredibly uninspiring content about undoing so many things that improve pathology services. How can she substantiate saying that medico legally a screw-up by a general pathologist is acceptable because they're not a specialist?

Very well judged keynote Lecture for this meeting

excellent practical talk from an experienced respected pathologist

clear, concise, topical

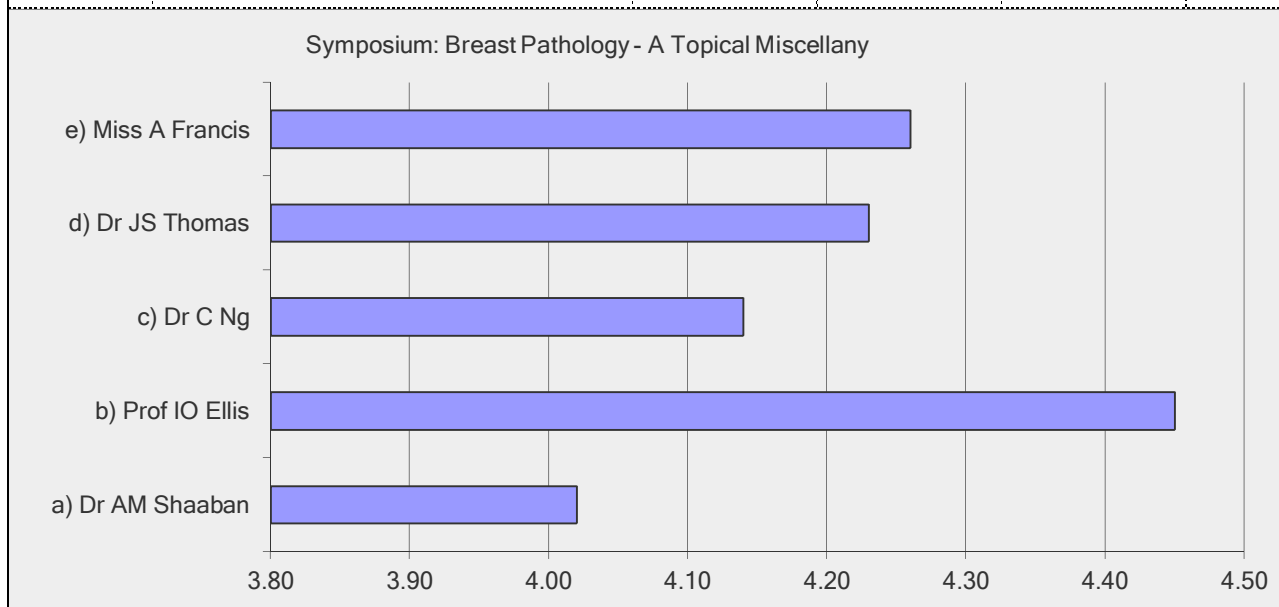
BDIAP's Kristen Henry Lecture: Pearls and Perils in Pathology



## Dublin Pathology 23-25 June 2015

### Symposium: Breast Pathology - A Topical Miscellany

Answer Options	1 (LOW)	2	3	4	5 (HIGH)	Rating Average	Response Count	
a) Dr AM Shaaban	0	1	15	26	18	4.02	60	
b) Prof IO Ellis	0	0	6	19	31	4.45	56	
c) Dr C Ng	0	1	8	23	17	4.14	49	
d) Dr JS Thomas	0	0	6	24	17	4.23	47	
e) Miss A Francis	0	0	5	24	17	4.26	46	
Please use the space below to comment on the educational content of these events								1
							<i>answered question</i>	62
							<i>skipped question</i>	92



Dublin Pathology 23-25 June 2015

Symposium: Cardiomyopathies

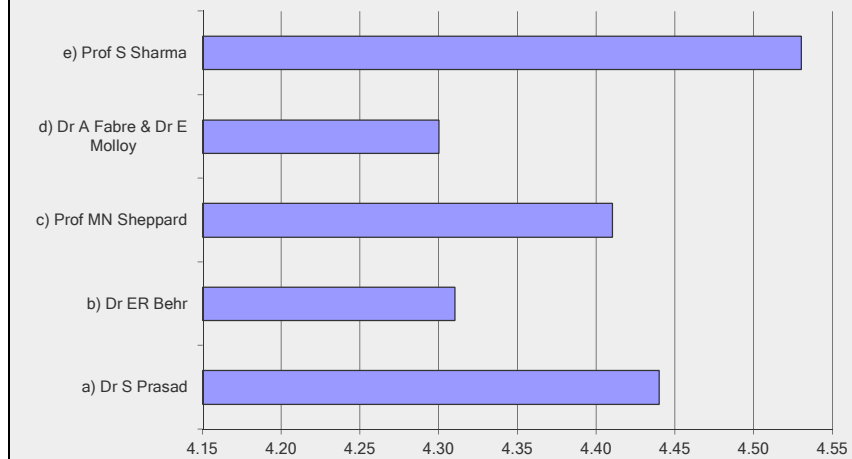
Answer Options	1 (LOW)	2	3	4	5 (HIGH)	Rating Average	Response Count	
a) Dr S Prasad	0	0	3	8	14	4.44	25	
b) Dr ER Behr	0	1	3	11	14	4.31	29	
c) Prof MN Sheppard	0	1	2	12	17	4.41	32	
d) Dr A Fabre & Dr E Molloy	0	1	3	12	14	4.30	30	
e) Prof S Sharma	0	0	2	10	18	4.53	30	
Please use the space below to comment on the educational content of these events								6
							<i>answered question</i>	35
							<i>skipped question</i>	119

Please use the space below to comment on the educational content of these events

Categories

Found this to be a most useful session for my autopsy work  
 Mixed. The genetic component too heavy for a general audience.  
 very practical.  
 Great talk from Prof Sharma

Symposium: Cardiomyopathies





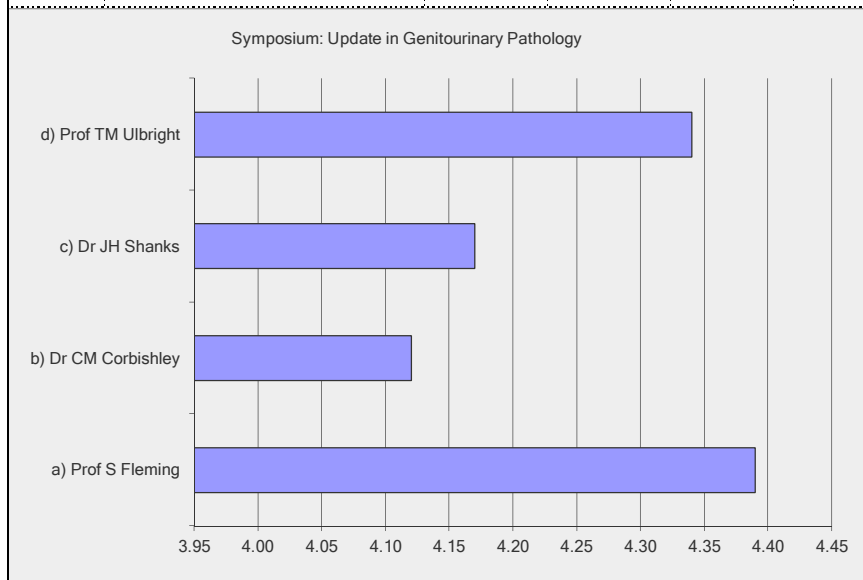
Dublin Pathology 23-25 June 2015

Symposium: Update in Genitourinary Pathology

Answer Options	1 (LOW)	2	3	4	5 (HIGH)	Rating Average	Response Count
a) Prof S Fleming	0	0	2	18	16	4.39	36
b) Dr CM Corbishley	0	0	9	18	14	4.12	41
c) Dr JH Shanks	0	0	7	21	14	4.17	42
d) Prof TM Ulbright	0	0	6	15	20	4.34	41
Please use the space below to comment on the educational content of these events							4
						<i>answered question</i>	47
						<i>skipped question</i>	107

Please use the space below to comment on the educational content of these events

Categories  
 significant updates on all areas of the GU tract with combined microscopic gems and molecular data presented  
 some excellent diagnostic tips from Dr Corbishley and Prog Ulbright in particular  
 I particularly enjoyed Prf Ulbright's lecture



Dublin Pathology 23-25 June 2015

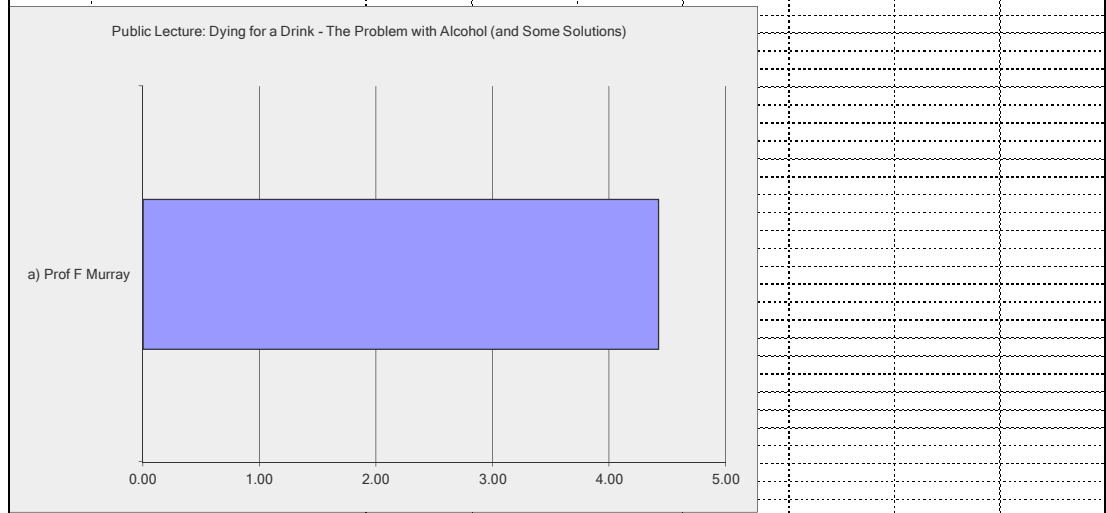
Public Lecture: Dying for a Drink - The Problem with Alcohol (and Some Solutions)

Answer Options	1 (LOW)	2	3	4	5 (HIGH)	Rating Average	Response Count	
a) Prof F Murray	0	0	6	28	35	4.42	69	
Please use the space below to comment on the educational content of these events							answered question	69
							skipped question	85

Please use the space below to comment on the educational content of these events

Categories

- excellent standard all round
- Excellent and engaging lecture
- best public lecture that i have attended
- An interesting presentation of a very topical issue. An excellent speaker.
- Instructive and entertaining, but more relevant to Ireland than Britain as UK culture has moved on from this a bit.
- Fantastic informative and entertaining talk.
- very strong
- Superb coverage of a difficult area and before the drinks reception too!
- Quite excellent. Professor Murray should give his recent UK counterpart, Professor IG, advice in communication skills.



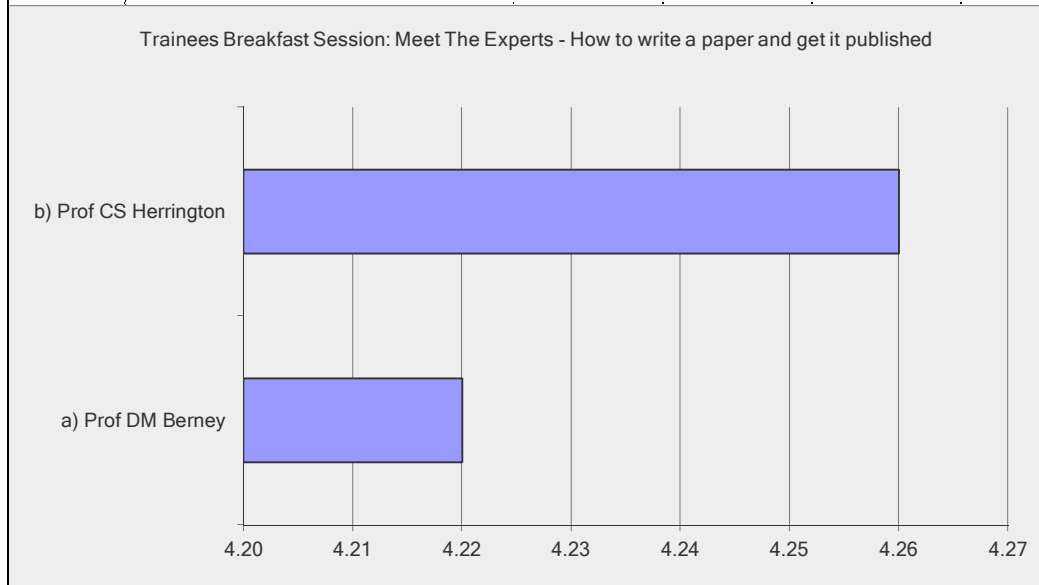
Dublin Pathology 23-25 June 2015

Trainees Breakfast Session: Meet The Experts - How to write a paper and get it published

Answer Options	1 (LOW)	2	3	4	5 (HIGH)	Rating Average	Response Count	
a) Prof DM Berney	1	0	4	6	12	4.22	23	
b) Prof CS Herrington	1	0	3	7	12	4.26	23	
Please list any comments you may have							3	
							<i>answered question</i>	24
							<i>skipped question</i>	130

Please list any comments you may have

I thought the chairs handled questions from the audience and difficult members of the audience very well.  
 Very useful guide to improving chances of getting published.  
 excellent - so useful



Dublin Pathology 23-25 June 2015

Symposium: Gastrointestinal Neoplasia

Answer Options	1 (LOW)	2	3	4	5 (HIGH)	Rating Average	Response Count
a) Prof D O'Toole	0	0	5	32	15	4.19	52
b) Dr C Muldoon	0	0	5	27	16	4.23	48
c) Prof MWR Vieth	0	0	9	25	14	4.10	48
d) Dr MB Loughrey	0	0	4	29	17	4.26	50
e) Prof ID Nagtegaal	0	1	8	25	17	4.14	51
f) Prof P Quirke	0	0	7	24	25	4.32	56

Please use the space below to comment on the educational content of these events

answered question 64  
skipped question 90

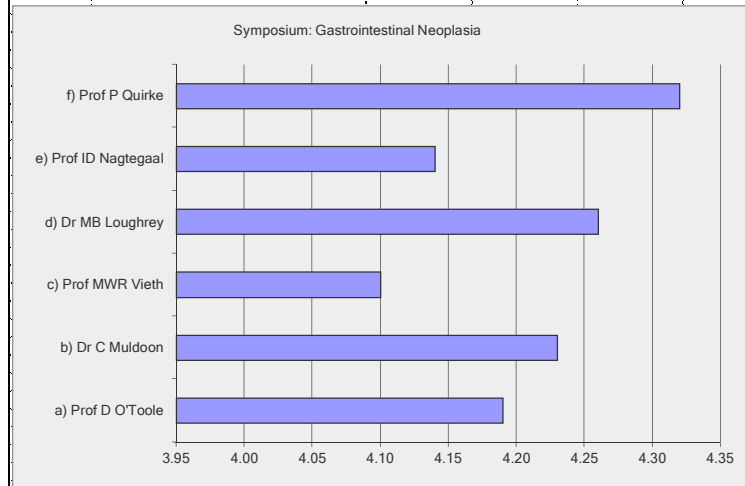
Please use the space below to comment on the educational content of these events

Good update

Extremely useful and well organised GI symposium: very interesting

Very good programme, limited time for questions/discussion. Professor Vieth is clearly a "master" in the field but as with previous talks I have attended that he has given, I find him a confusing speaker if I am honest. My apologies.

Wonderful symposium, covering very important topics extremely well



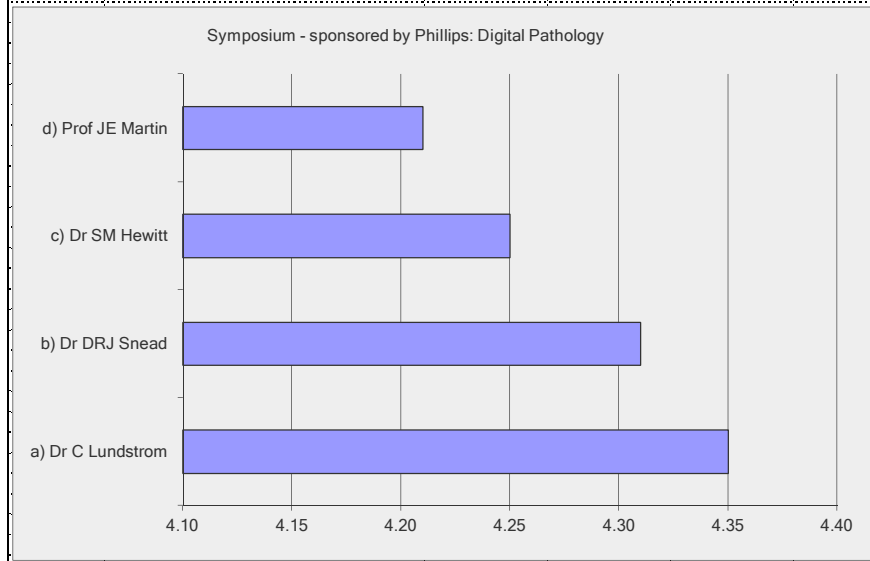
Dublin Pathology 23-25 June 2015

Symposium - sponsored by Phillips: Digital Pathology

Answer Options	1 (LOW)	2	3	4	5 (HIGH)	Rating Average	Response Count	
a) Dr C Lundstrom	0	0	3	11	12	4.35	26	
b) Dr DRJ Snead	0	0	3	14	12	4.31	29	
c) Dr SM Hewitt	0	0	4	13	11	4.25	28	
d) Prof JE Martin	0	0	6	11	12	4.21	29	
Please use the space below to comment on the educational content of these events							4	
							<i>answered question</i>	33
							<i>skipped question</i>	121

Please use the space below to comment on the educational content of these events

I really enjoyed the panel discussion element of this session. it was very interesting to hear first hand how centres are moving forwards with this new technology.  
 Very interesting presentations and educational discussion.  
 A really excellent symposium



Dublin Pathology 23-25 June 2015

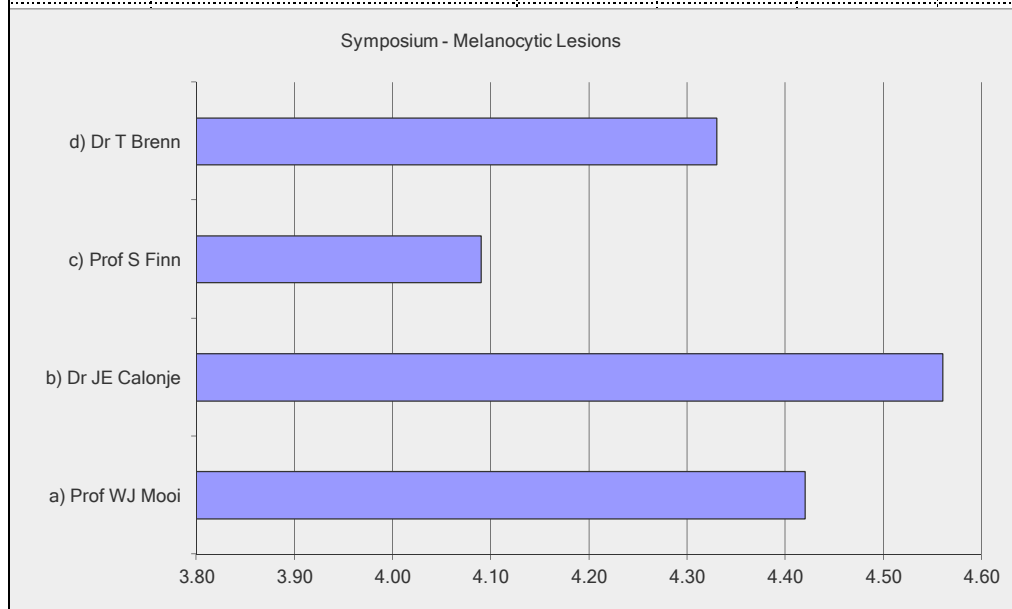
Symposium - Melanocytic Lesions

Answer Options	1 (LOW)	2	3	4	5 (HIGH)	Rating Average	Response Count
a) Prof WJ Mooi	1	0	2	17	23	4.42	43
b) Dr JE Calonje	0	0	1	19	28	4.56	48
c) Prof S Finn	0	1	7	24	13	4.09	45
d) Dr T Brenn	0	1	2	24	19	4.33	46
Please use the space below to comment on the educational content of these events							6

*answered question* 54  
*skipped question* 100

Comments

Excellent presentations with very interesting cases  
 Excellent symposium. Prof Mooi spoke quietly and acoustics in the room not optimal for hearing at the back of the crowded room  
 very good overall sessions greta cases with difficult concepts explained  
 Good educational contents. However, Prof W J Mooi used very low tone in his lecture and I hardly understood any thing he said. It was, as if, he was talking to himself.  
 great mix of case reports, molecular and discussion of difficult but not uncommon lesions



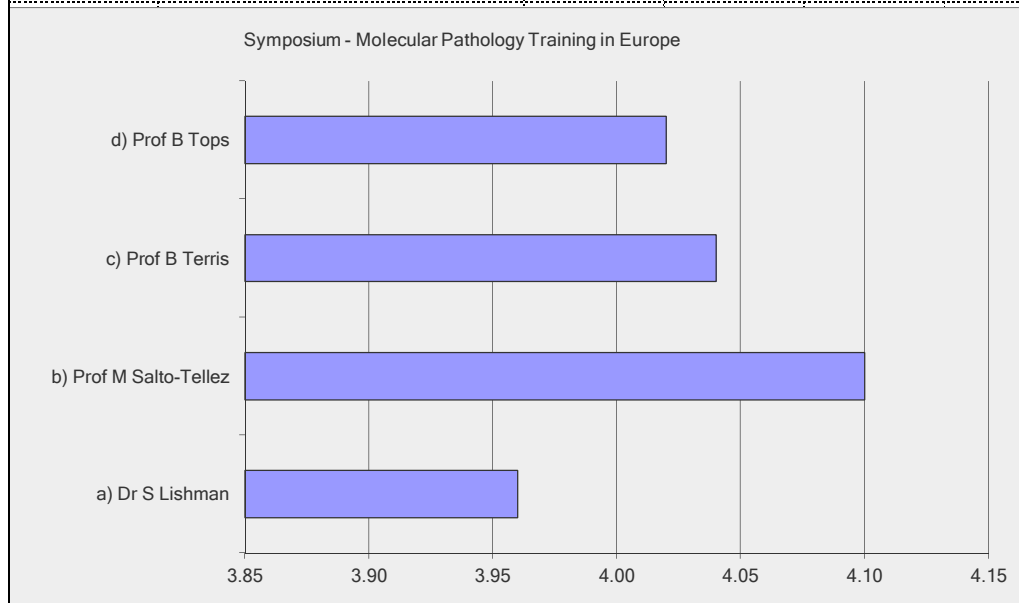
Dublin Pathology 23-25 June 2015

Symposium - Molecular Pathology Training in Europe

Answer Options	1 (LOW)	2	3	4	5 (HIGH)	Rating Average	Response Count	
a) Dr S Lishman	2	0	13	22	17	3.96	54	
b) Prof M Salto-Tellez	0	0	12	23	17	4.10	52	
c) Prof B Terris	0	0	11	23	13	4.04	47	
d) Prof B Tops	0	0	10	25	11	4.02	46	
Please use the space below to comment on the educational content of these events								8
							<i>answered question</i>	55
							<i>skipped question</i>	99

Comments

A moderately useful session. Some of the speakers were better than others. Learning about molecular pathology training in france was the most interesting part of this session.  
 Very interesting to hear about the variation in training across the field of molecular pathology.  
 useful to understand what's happening  
 covered different aspects of this issue - good discussion  
 Excellent symposium and discussion  
 Reasonably stimulating, again limited time for questions  
 Good overviews





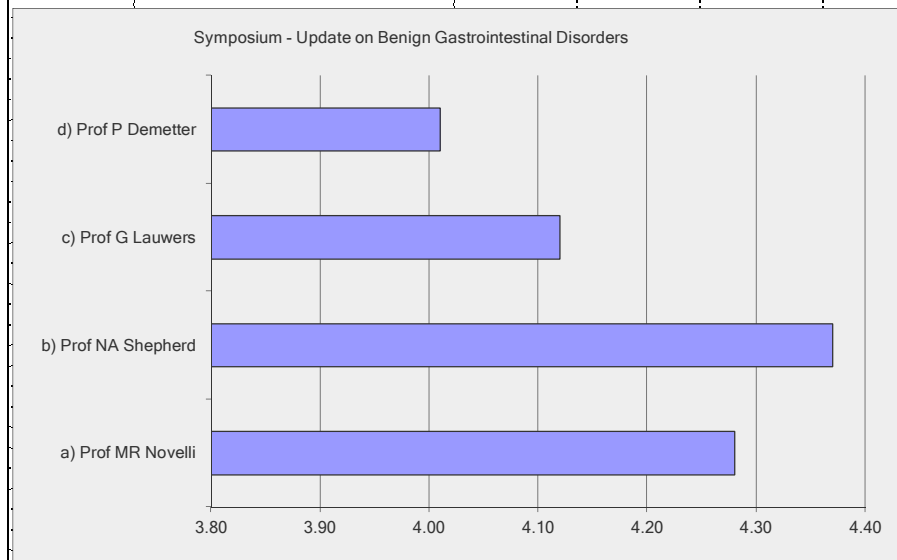
Dublin Pathology 23-25 June 2015

Symposium - Update on Benign Gastrointestinal Disorders

Answer Options	1 (LOW)	2	3	4	5 (HIGH)	Rating Average	Response Count
a) Prof MR Novelli	0	0	7	44	30	4.28	81
b) Prof NA Shepherd	0	0	10	31	40	4.37	81
c) Prof G Lauwers	0	2	14	34	27	4.12	77
d) Prof P Demetter	0	1	16	35	19	4.01	71
Please use the space below to comment on the educational content of these events							11
						<i>answered question</i>	83
						<i>skipped question</i>	71

Comments

very good update for my GI practice  
 Very useful  
 Useful. I liked the microscopic colitis discussion.  
 Neil Shepherd is always great value as a speaker.  
 As always with "what something could be in the differential diagnosis" type talks - we can all read a list, but can you make such-and-such diagnosis unprompted? It would be nice if speakers indicated in more detail how diagnoses emerged.  
 Good overall not as compelling a session as others  
 Neil and Greg excellent as always  
 There was nothing new in "celiac disease" topic.  
 very practical session with lots of relevance to daily practice  
 The topics discussed were quite basic, with no significant updates.

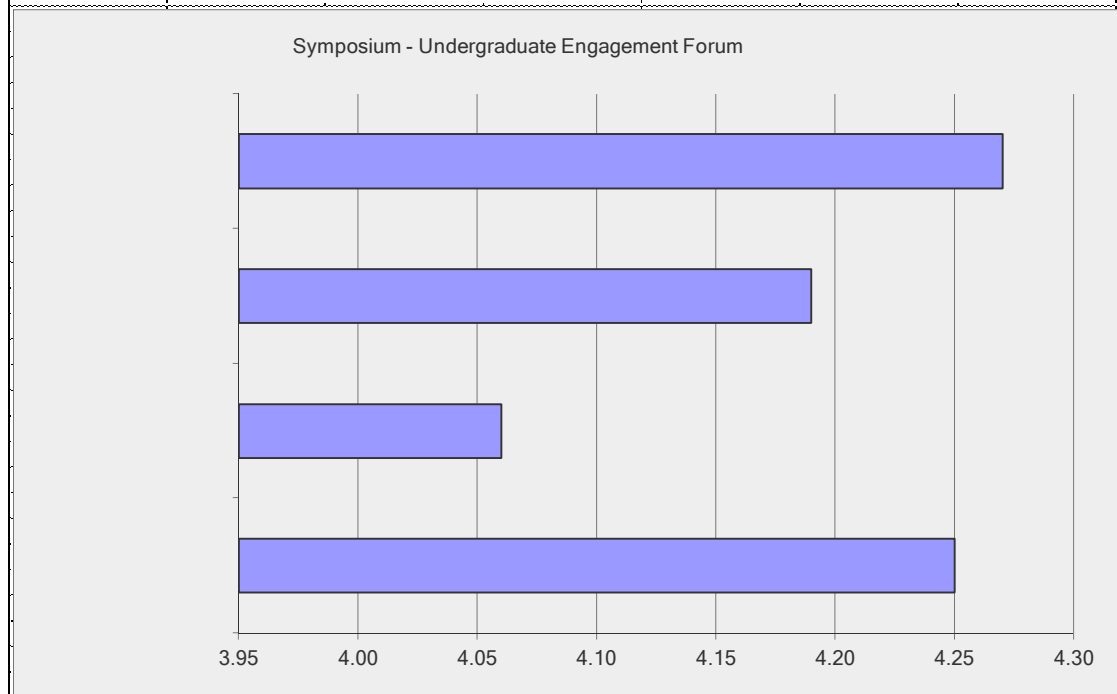


Dublin Pathology 23-25 June 2015

Symposium - Undergraduate Engagement Forum						
1 (LOW)	2	3	4	5 (HIGH)	Rating Average	Response Count
0	0	1	10	5	4.25	16
0	0	1	14	2	4.06	17
0	0	3	7	6	4.19	16
0	0	2	7	6	4.27	15
Please use the space below to comment on the educational content of these events						2
<i>answered question</i>						17
<i>skipped question</i>						137

Comments

It was very nice to see such excellent presentations from the undergraduates.  
fantastic presentations



Dublin Pathology 23-25 June 2015

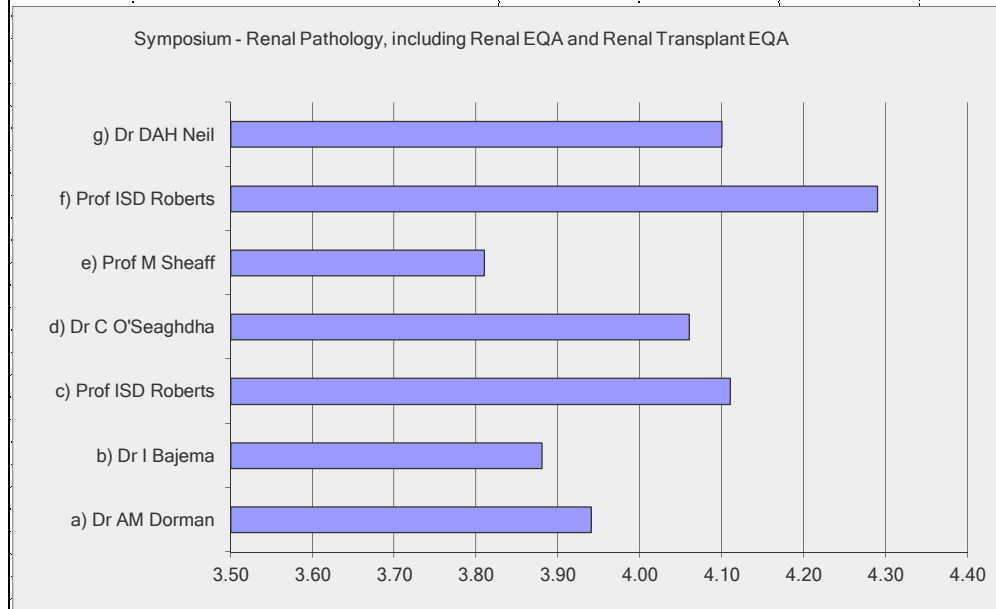
Symposium - Renal Pathology, including Renal EQA and Renal Transplant EQA

Answer Options	1 (LOW)	2	3	4	5 (HIGH)	Rating Average	Response Count
a) Dr AM Dorman	0	1	3	10	4	3.94	18
b) Dr I Bajema	0	0	4	11	2	3.88	17
c) Prof ISD Roberts	0	0	4	9	6	4.11	19
d) Dr C O'Seaghda	0	0	1	13	2	4.06	16
e) Prof M Sheaff	1	0	4	7	4	3.81	16
f) Prof ISD Roberts	0	0	3	6	8	4.29	17
g) Dr DAH Neil	0	0	2	5	3	4.10	10
Please use the space below to comment on the educational content of these events							3
<i>answered question</i>							21
<i>skipped question</i>							133

Comments

Dr Neil was unable to present at this conference, but the extra discussion time for renal path-related issues / futures was really great.

Will change my practice - excellent sessions as always



Dublin Pathology 23-25 June 2015

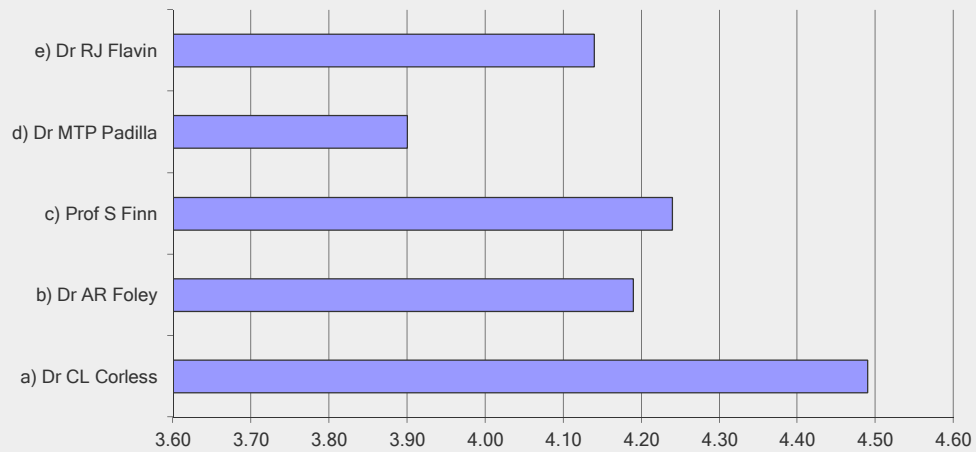
Symposium - Molecular Pathology - How We Use it Today

Answer Options	1 (LOW)	2	3	4	5 (HIGH)	Rating Average	Response Count
a) Dr CL Corless	0	0	6	13	30	4.49	49
b) Dr AR Foley	0	0	8	22	17	4.19	47
c) Prof S Finn	0	1	7	20	21	4.24	49
d) Dr MTP Padilla	1	2	9	26	11	3.90	49
e) Dr RJ Flavin	0	1	8	25	17	4.14	51
Please list any comments you may have							11
						<i>answered question</i>	55
						<i>skipped question</i>	99

Comments

found this to be a very useful learning experience  
 Corless lecture was truly good  
 Interesting where this is all going  
 Excellent symposium.  
 Limited time for questions - Chairman's contribution at the end almost more interesting than any of the individual speakers  
 Excellent overview  
 Chris Corless's talk was excellent.  
 excellent learning experience  
 The talk by Dr Corless was particularly excellent - pitched just right

Symposium - Molecular Pathology - How We Use it Today



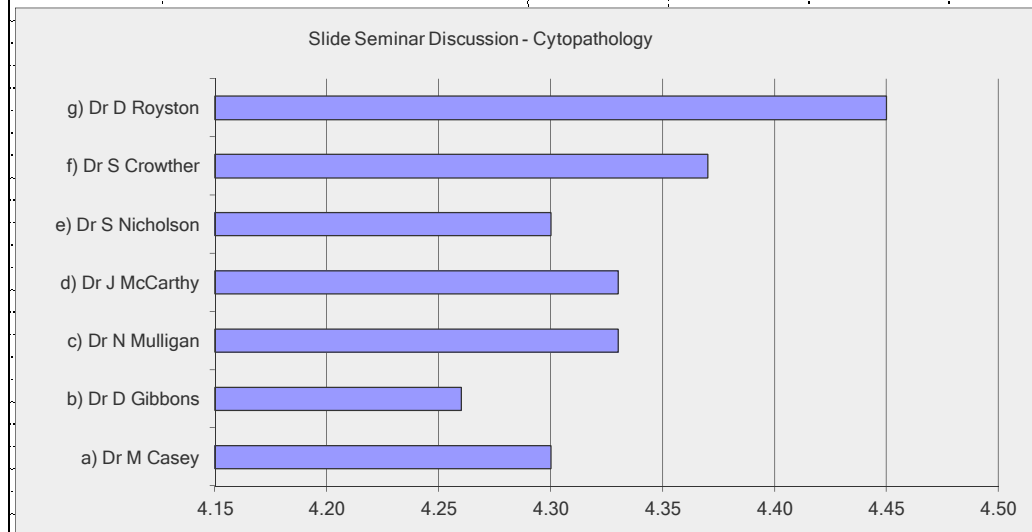
Dublin Pathology 23-25 June 2015

Slide Seminar Discussion - Cytopathology

Answer Options	1 (LOW)	2	3	4	5 (HIGH)	Rating Average	Response Count
a) Dr M Casey	0	1	4	12	16	4.30	33
b) Dr D Gibbons	0	1	6	10	17	4.26	34
c) Dr N Mulligan	0	1	4	11	17	4.33	33
d) Dr J McCarthy	0	1	4	11	17	4.33	33
e) Dr S Nicholson	0	0	5	13	15	4.30	33
f) Dr S Crowther	0	0	5	9	16	4.37	30
g) Dr D Royston	0	0	3	10	16	4.45	29
Please list any comments you may have							8
<i>answered question</i>							34
<i>skipped question</i>							120

Comments

Excellent cases! A very useful and educational session, particularly for a trainee.  
 They were all very well presented. Case 5 was the most difficult.  
 Enjoyable  
 very interesting cases presented all well versed in cytopathology with good tips for differential diagnosis  
 Some of the website test images were out of focus and uninterpretable  
 all excellent cases some more esoteric than others!



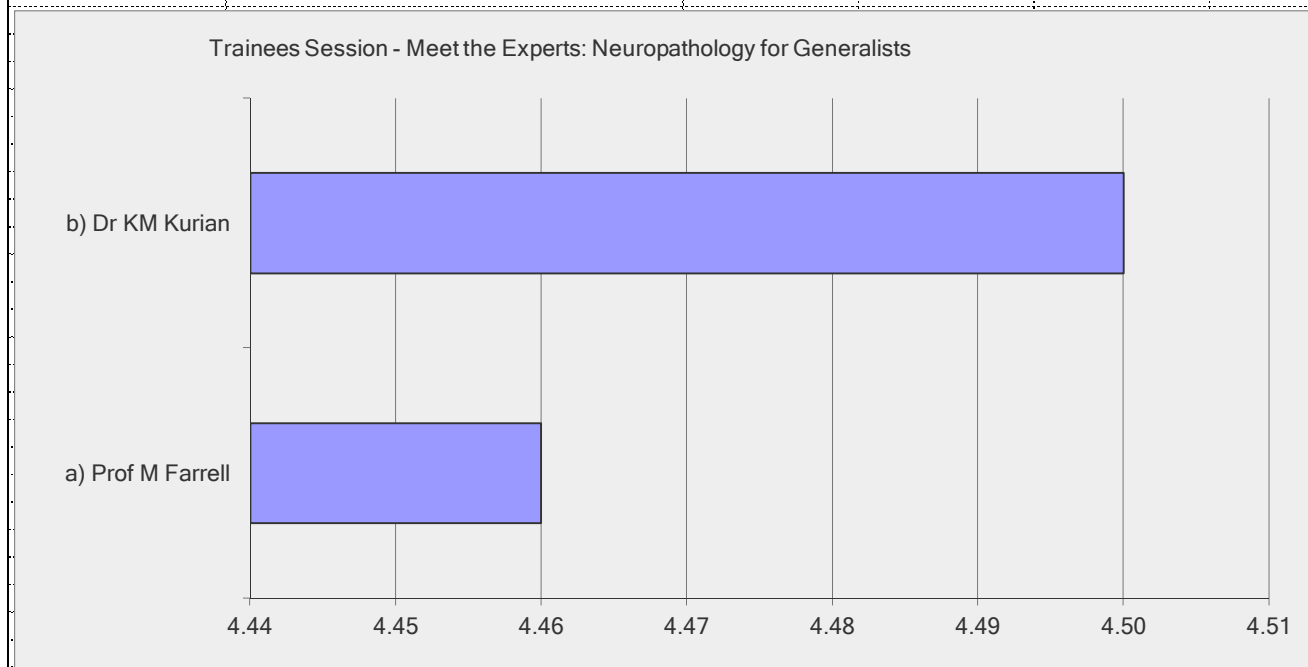
# Dublin Pathology 23-25 June 2015

## Trainees Session - Meet the Experts: Neuropathology for Generalists

Answer Options	1 (LOW)	2	3	4	5 (HIGH)	Rating Average	Response Count	
a) Prof M Farrell	0	1	1	9	15	4.46	26	
b) Dr KM Kurian	0	0	1	10	13	4.50	24	
Please list any comments you may have							2	
							<i>answered question</i>	26
							<i>skipped question</i>	128

### Comments

Very interesting session. Caught my interest and now keen to pursue a placement in neuropathology.  
excellent speakers



## Dublin Pathology 23-25 June 2015

### The Pathological Society's 12th Doniach Lecture - Molecular Pathology: The Future?

Answer Options	1 (LOW)	2	3	4	5 (HIGH)	Rating Average	Response Count
a) Prof CS Herrington	0	0	5	21	29	4.44	55
Please list any comments you may have							4
						<i>answered question</i>	55
						<i>skipped question</i>	99

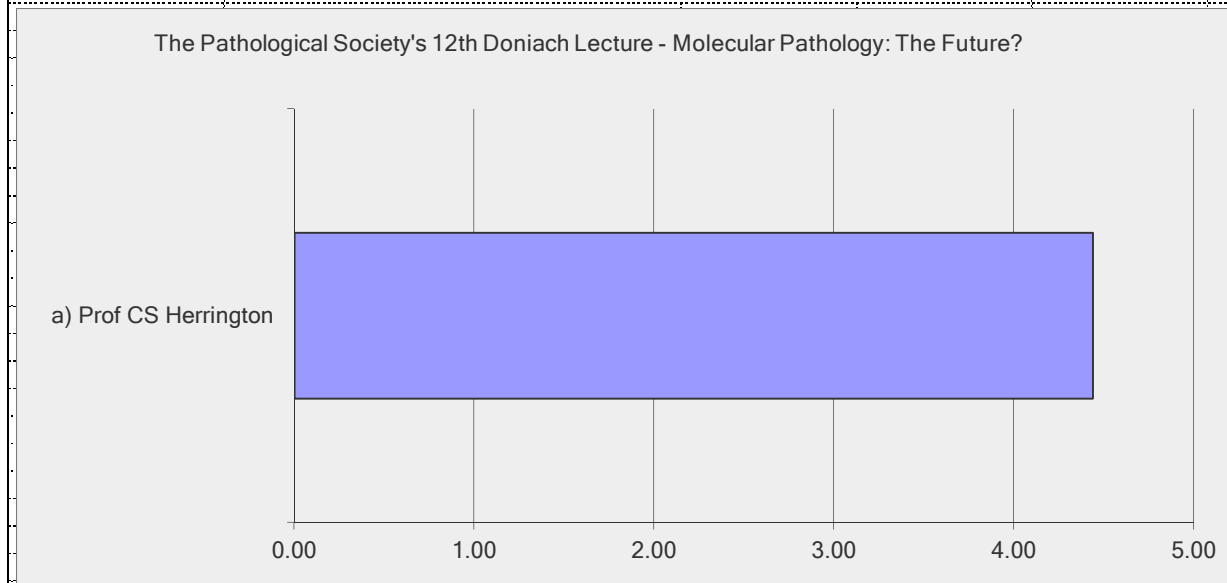
#### Comments

Inspiring and well delivered.

very interesting material, good breadth

Very good approach using Simon's own areas very well as exemplars

excellent speaker, clear and engaging,



Dublin Pathology 23-25 June 2015

Programme Evaluation

Answer Options	Strongly Agree	Agree	Disagree	Strongly Disagree	Rating Average	Response Count
1) The title of the meeting interested me	51	80	5	6	1.76	142
2) The meeting was relevant to my Continuing Professional	76	61	2	4	1.54	143
3) The meeting contained new ideas and materials	64	69	6	4	1.65	143
4) Adequate time was given for discussion	50	79	10	5	1.79	144
5) The meeting met my expectations	66	68	3	6	1.64	143
6) The facilities, catering arrangement met my requirements	83	51	3	7	1.54	144
7) The AV facilities were of high quality	70	61	5	7	1.64	143
Please use the space below to comment on the educational content of these events						12
					<i>answered question</i>	144
					<i>skipped question</i>	10

Comments

There were a lot of problems with the AV systems crashing. There were several AV support staff on hand and kept busy all day long to reset the projectors in each room when they froze. This made it quite stressful when chairing sessions and frustrating as a member of the audience. Overall I would praise the AV contractors for managing to

All the events I attended were very educational and well presented. As usual, there was the problem of overlapping of events that I would have wished to attend.

The AV facilities were of high quality only because when there were issues the technician was easily found and helped, however overall there were too many technical glitches.

A very good meeting overall.

the cloakroom facilities weren't ideal. The pathsoc helpers behind the desk were unhelpful.

fantastic - just a shame sessions overlap so it is not possible to attend them all

Survey Monkey does not include the Quality Session on Thursday 25th afternoon for evaluation - interesting session!

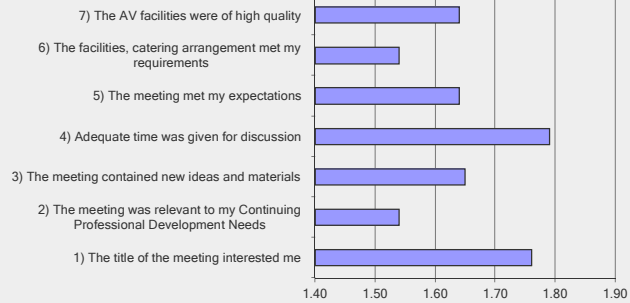
The best ever joint meeting. Great venue: very good socially as well as scientifically. Not quite USCAP yet but the ideas are there and heading in the right direction.

AV glitches very swiftly dealt with by onsite team

Poor wifi access in hotel

Many of the topics in GI Pathology were similar to those discussed at recent national and international meetings, and more varied topics would have provided a more interesting series of lectures.

Programme Evaluation





Dublin Pathology 23-25 June 2015

Did you use the mobile app?

Answer Options	Yes	No	Rating Average	Response Count
	38	107	1.74	145
Please use the space below to comment on the educational content of these events				7
			<i>answered question</i>	145
			<i>skipped question</i>	9

Comments

I was not able to download the app to my phone, my phone crashed every time I tried to download it. I was able to access the programme online which was fairly useful.

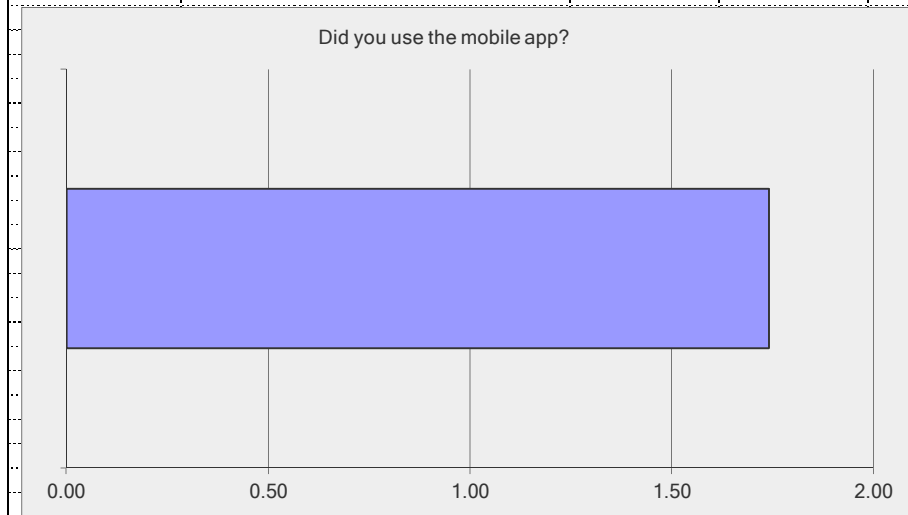
Wifi inadequate

This needs more work. More stable than before which is good, but still difficult to navigate. I suggest sessions are displayed as they will run i.e. if parallel sessions then each session alongside each other. Very helpful to have the programme on the app. The app was user friendly.

One or two errors of timing in the app (on android).

Somewhat difficult to navigate

Excellent app



Dublin Pathology 23-25 June 2015

Did you prefer the mobile app to a paper programme					
Answer Options	Yes I preferred the mobile app and only used the app	Yes I preferred the mobile app but also used the paper programme	No I prefer a paper copy of the programme	Rating Average	Response Count
	14	28	70	2.50	112
Please use the space below to comment on the educational content of these events					7
					112
					42

Please use the space below to comment on the educational content of these events

Categories

A paper copy is useful, particularly when the conference is in ROI as I didn't want to pay expensive data roaming charges to access the conference programme and abstracts when not in range of the wifi and as I was not able to download the programme to my phone, I was only able to access it online. I used only paper version at the congress, but mobile app is also ok, should be recommended/recommended.

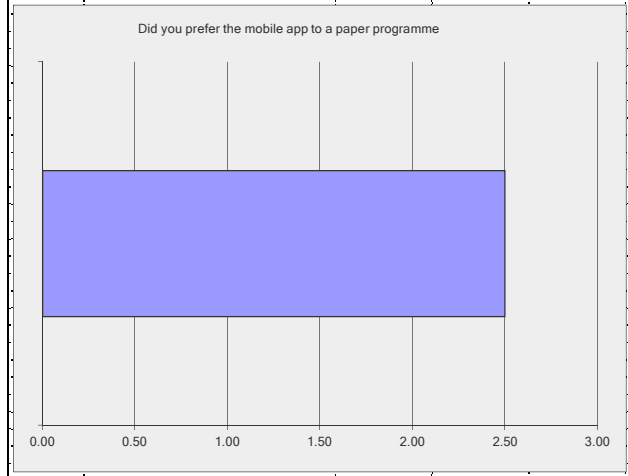
The app was extremely easy to use and navigate. Would definitely recommend this for future events!

I liked to have access to both App and paper

The app was very useful, however I felt it was still necessary to have a small paper programme, as provided, to give me an overview of the event

n/a

There was no abstract book available at the meeting. The app did not show abstract numbers, the search for author or title did not work on my iPhone. The abstracts did not rotate on my iPhone and so were difficult to read as I had to constantly scan from one side to the other on each line of each abstract. Very frustrating!



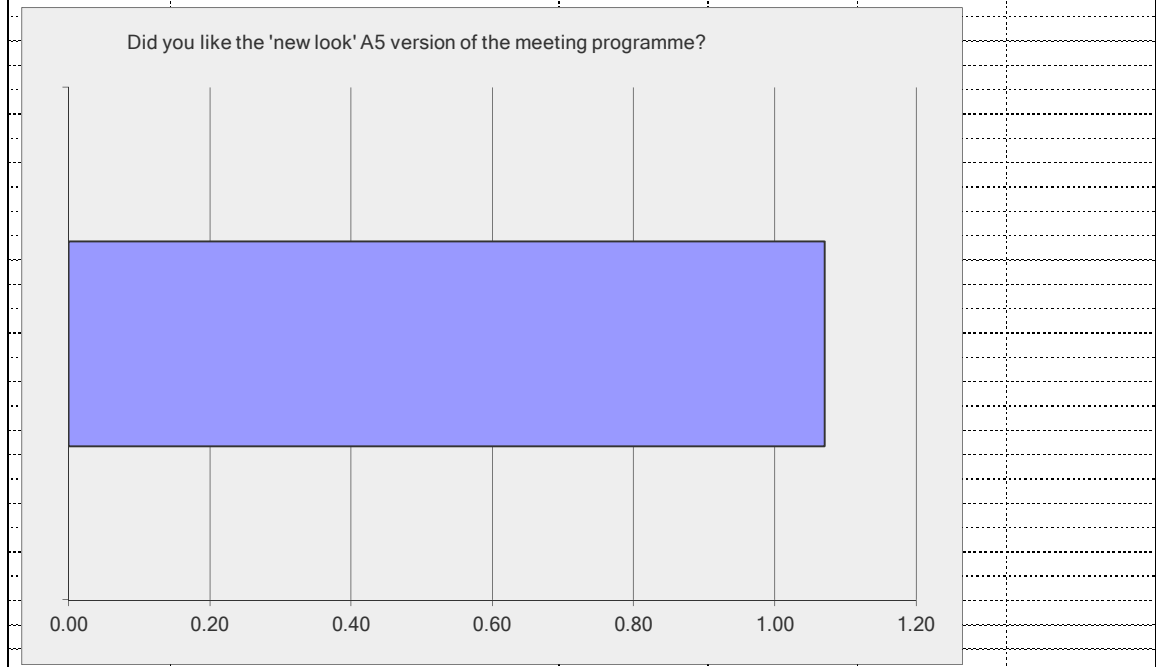
## Dublin Pathology 23-25 June 2015

Did you like the 'new look' A5 version of the meeting programme?

Answer Options	Yes	No	Rating Average	Response Count
	127	9	1.07	136
Please use the space below to comment on the educational content of these events				6
			<i>answered question</i>	136
			<i>skipped question</i>	18

### Comments

A5 is easier to handle than A4.  
 excellent  
 don't recall having oone!  
 Not sure I can comment on that  
 very helpful  
 Yes good idea more manageable size



Dublin Pathology 23-25 June 2015

This space has been left blank for any other comments you may wish to make

Answer Options	Response Count
	30
<i>answered question</i>	30
<i>skipped question</i>	124

Response Categories

Thank you for a very informative event on a wide range of topics. What a pleasure as a junior basic scientist (PhD student), it would be useful to hear the work of more of my peers. Many talks were given by more senior experienced clinicians.

Really enjoyed the event. It was my first pathology conference and I enjoyed it more than I expected to. Met lots of wonderful people with similar interests. Thank you

The meeting overall was very valuable for networking with colleagues on at least once a yearly basis. There were also some new ideas and information to pick up and share

This was an excellent meeting.

There was a comment made to me which I would like to pass on about the laptops provided for the cytology slide quiz which was "If you want to turn pathologists off digital pathology a very good way to do it is to provide laptops like these with small poor quality screens to view them" I thought some explanation of how to use the digital software us

A thoroughly enjoyable and interesting meeting. I enjoyed it a lot and learnt a lot from attending. Thank you very much to all who were involved in organising it.

great meeting

Really enjoyed it, thank you.

Great meeting!

Great meeting - many thanks to the organisers

The multiplicity of the symposia allowed one to attend and focus on the area of a young pathologist interest. It was a well designed programme

Well organised, excellent meeting. Enjoyed the speciality themes and programme. Some repetition occurred such as satellite digital symposium where similar data presented at another session. Venue was excellent and convenient and Path Soc Staff were most helpful as always.

Great conference. Well done!

A very well run meeting. Congratulations to all involved in organizing it.

Thanks for coming to Dublin!

Very expensive, especially for 1 days attendance. Have never been to meeting before as it never struck me as being of high standard. I was surprised that I really enjoyed it. Still value for money when compared to other meetings is debatable which is unfortunate

Well done to all this involved in the organisation of this meeting. It was a real success.

An excellent meeting, thank you.

excellent meeting. Great lectures, very helpful for my practise.

fantastic- thank you very much

When calculating CPD points - the Quality seminar on the afternoon of Thursday 25th seems to have been omitted from the Survey Monkey!

Very enjoyable. Excellent local organisation. Great venue for the dinner!

The location and facilities were excellent. The catering was also very good (glad not to be subjected to wiling sandwiches as has sometimes happened in the past). Content-wise this was not as good as last year's meeting in London. Although there were sessions with diagnostic relevance, I feel there should have been more histopathology

brilliant meeting-well done all involved

Excellent meeting, excellent venue and well organised.

Excellent meeting. Thank you to everyone involved.

I regard this meeting as one of the most informative I have recently attended as did many of my colleagues; can't wait to download the many lectures that I attended for future reference and consultation the overall quality of the speakers was superb

There was no feedback option for the QA meeting on Friday afternoon.

Great.

CPD/Delegate Evaluation Form Path Soc Winter Meeting, London 7-8 January 2016

Symposium: Molecular Pathology for Risk Stratification

Answer Options	1 (LOW)	2	3	4	5 (HIGH)	Rating Average	Response Count
a) Prof D Sheer	0	0	3	15	7	4.16	25
b) Dr T Forshew	0	1	2	14	9	4.19	26
c) Dr M Gupta	0	0	5	11	8	4.13	24
d) Dr N Pillay	0	1	3	11	12	4.26	27
e) Dr A Michalski	0	1	2	16	8	4.15	27
f) Dr TS Jacques	0	0	3	14	10	4.26	27

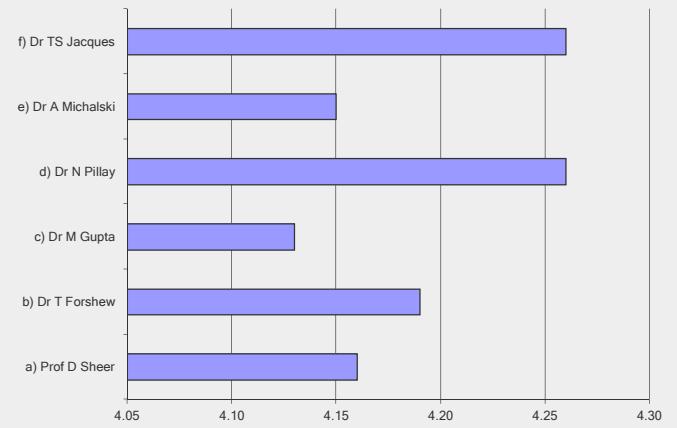
Please use the space below to comment on the educational content of these events

answered question 28  
skipped question 2

Please use the space below to comment on the educational content of these events

I must have missed Dr Gupta's talk, so cannot comment on it.  
 I am a Paediatric and Perinatal Pathology trainee and found these lectures extremely useful and especially having an Oncologist's perspective to better understand how the disease affects the patient and their treatment.  
 Excellent for research. For UG/PGT/trainees, it may require some explanations/directions at the beginning of the session.  
 I did not attend this session.  
 I particularly enjoyed Denise Sheer's talk.  
 Very interesting upto date advances on molecular studies

Symposium: Molecular Pathology for Risk Stratification



CPD/Delegate Evaluation Form Path Soc Winter Meeting, London 7-8 January 2016

Symposium - Pathology of PI3-Kinase in Research, Health and Disease

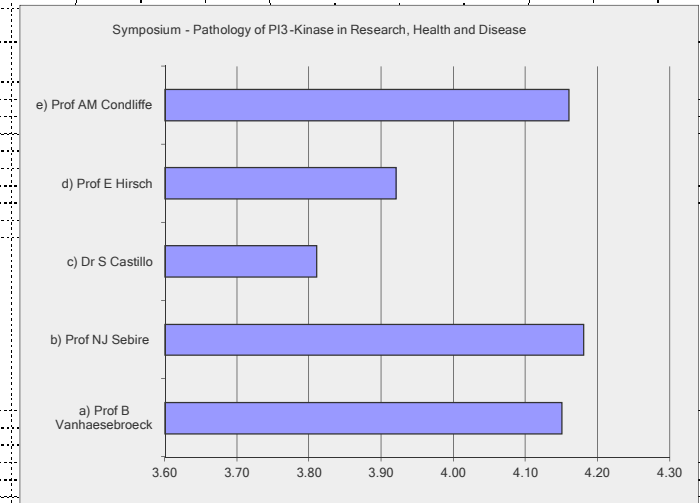
Answer Options	1 (LOW)	2	3	4	5 (HIGH)	Rating Average	Response Count
a) Prof B Vanhaesebroeck	0	1	6	8	12	4.15	27
b) Prof NJ Sebire	0	0	5	13	10	4.18	28
c) Dr S Castillo	0	1	10	9	7	3.81	27
d) Prof E Hirsch	0	0	7	14	5	3.92	26
e) Prof AM Condliffe	0	0	5	11	9	4.16	25

Please use the space below to comment on the educational content of these events

answered question 28  
skipped question 2

Please use the space below to comment on the educational content of these events

Categories  
Same as 1. Excellent for research. For UG/PGT/trainees, it may require some explanations/directions at the beginning of the session. I organised this session and will only comment on the other speakers. Thanks to Professor Vanhaesebroeck for introducing a complicated topic succinctly and enthusiastically!



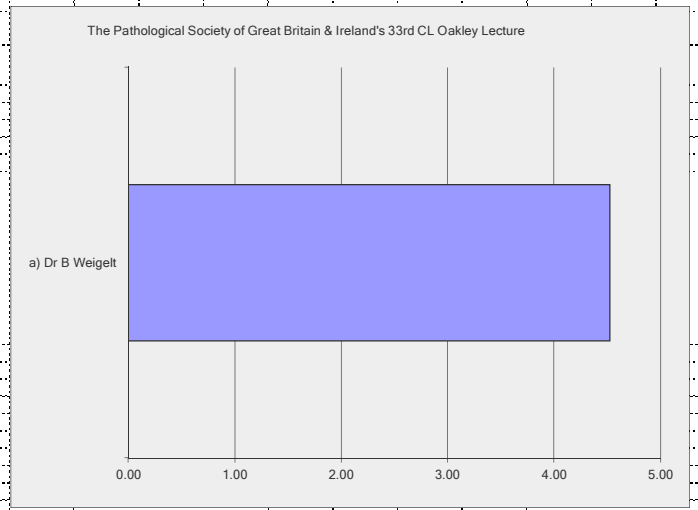
CPD/Delegate Evaluation Form Path Soc Winter Meeting, London 7-8 January 2016

The Pathological Society of Great Britain & Ireland's 33rd CL Oakley Lecture							
Answer Options	1 (LOW)	2	3	4	5 (HIGH)	Rating Average	Response Count
a) Dr B Weigelt	0	0	1	8	12	4.52	21
Please use the space below to comment on the educational content of these events							1
						<i>answered question</i>	21
						<i>skipped question</i>	9

Please use the space below to comment on the educational content of these events

Categories

I did not attend this lecture

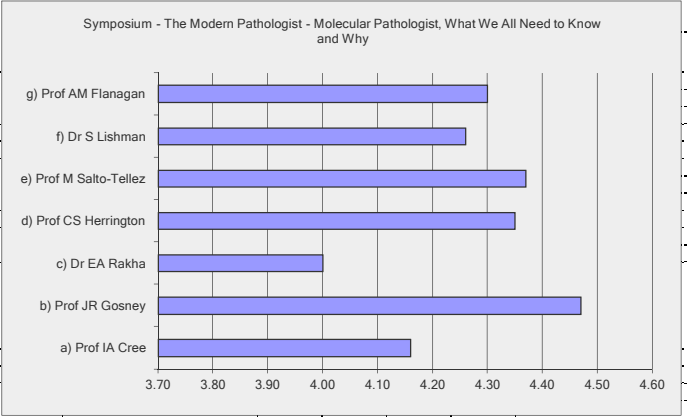


CPD/Delegate Evaluation Form Path Soc Winter Meeting, London 7-8 January 2016

Symposium - The Modern Pathologist - Molecular Pathologist, What We All Need to Know and Why

Answer Options	1 (LOW)	2	3	4	5 (HIGH)	Rating Average	Response Count
a) Prof IA Cree	1	0	3	6	9	4.16	19
b) Prof JR Gosney	0	0	2	6	11	4.47	19
c) Dr EA Rakha	0	0	6	6	6	4.00	18
d) Prof CS Herrington	0	0	4	5	11	4.35	20
e) Prof M Salto-Tellez	0	1	3	3	12	4.37	19
f) Dr S Lishman	0	0	4	6	9	4.26	19
g) Prof AM Flanagan	0	0	5	4	11	4.30	20
Please list any comments you may have						<i>answered question</i>	20
						<i>skipped question</i>	10

Please list any comments you may have	Categories
excellent speakers.	
Excellent session, very timely	
Not attended the second day	
I did not attend this session	
Did not attend friday sessions	





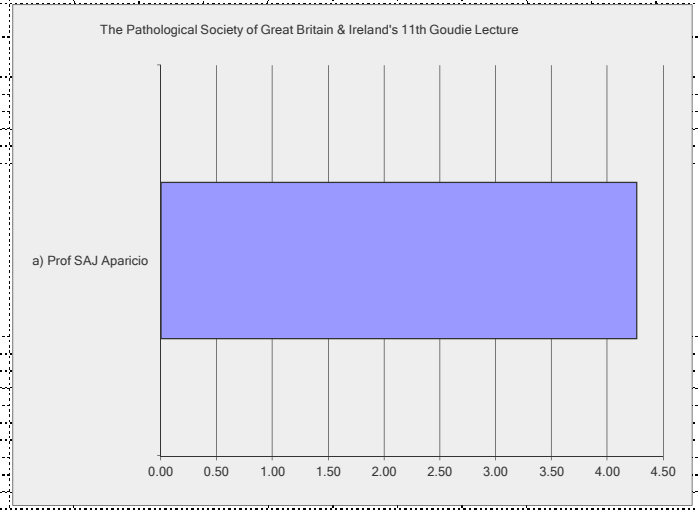
CPD/Delegate Evaluation Form Path Soc Winter Meeting, London 7-8 January 2016

The Pathological Society of Great Britain & Ireland's 11th Goudie Lecture								
Answer Options	1 (LOW)	2	3	4	5 (HIGH)	Rating Average	Response Count	
a) Prof SAJ Aparicio	0	0	4	6	9	4.26	19	
Please use the space below to comment on the educational content of these events								3
							<i>answered question</i>	19
							<i>skipped question</i>	11

Please use the space below to comment on the educational content of these events

Categories

Not attended the second day  
 I did not attend this session  
 Did not attend friday sessions



CPD/Delegate Evaluation Form Path Soc Winter Meeting, London 7-8 January 2016

Slide Seminar Discussion Session: Molecular Pathology

Answer Options	1 (LOW)	2	3	4	5 (HIGH)	Rating Average	Response Count
a) Dr C Young	0	1	5	5	3	3.71	14
b) Dr NM Orsi	0	1	6	4	3	3.64	14
c) Dr H Haynes	0	1	5	5	3	3.71	14
d) Dr L Wastall	0	1	6	5	2	3.57	14
e) Dr I Woodman	0	1	5	4	2	3.58	12
f) Miss K Milne	0	1	6	3	2	3.50	12

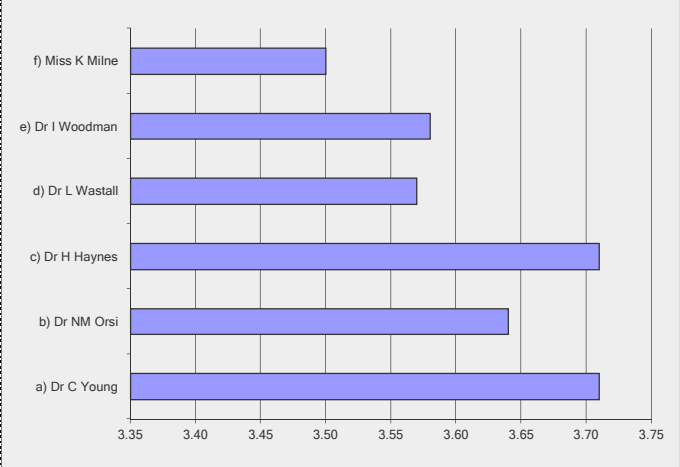
Please use the space below to comment on the educational content of these events

answered question 14  
skipped question 16

Please use the space below to comment on the educational content of these events

Right balance in terms of time and contents for 1.5-day meeting. If the whole meeting is for a day, this has to be reduced in relation, but still it would be good to have this type of sessions.  
Not attended the second day  
I did not attend this session  
did not attend  
Did not attend friday sessions  
not directly to my field of interest

Slide Seminar Discussion Session: Molecular Pathology

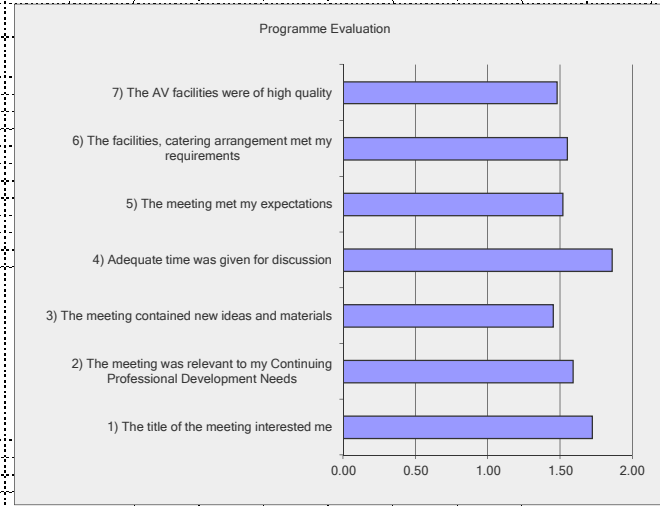


CPD/Delegate Evaluation Form Path Soc Winter Meeting, London 7-8 January 2016

Programme Evaluation						
Answer Options	Strongly Agree	Agree	Disagree	Strongly Disagree	Rating Average	Response Count
1) The title of the meeting interested me	8	21	0	0	1.72	29
2) The meeting was relevant to my Continuing Professional Development Needs	12	17	0	0	1.59	29
3) The meeting contained new ideas and materials	16	13	0	0	1.45	29
4) Adequate time was given for discussion	7	19	3	0	1.86	29
5) The meeting met my expectations	14	15	0	0	1.52	29
6) The facilities, catering arrangement met my requirements	14	14	1	0	1.55	29
7) The AV facilities were of high quality	15	14	0	0	1.48	29
Please use the space below to comment on the educational content of these events						4
						answered question
						29
						skipped question
						1

Please use the space below to comment on the educational content of these events

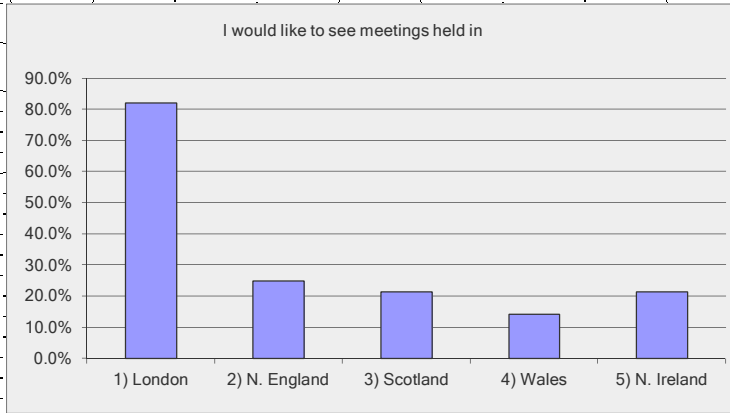
The temperature in the main room was rather too high and took a long time to adjust. Air con was a bit erratic but everything else was great. Exceeded my expectations as a visiting non-pathologist (respiratory physician). The Guoman Tower Hotel venue was very good for this meeting - you should consider using it again.



CPD/Delegate Evaluation Form Path Soc Winter Meeting, London 7-8 January 2016

I would like to see meetings held in

Answer Options	Response Percent	Response Count
1) London	82.1%	23
2) N. England	25.0%	7
3) Scotland	21.4%	6
4) Wales	14.3%	4
5) N. Ireland	21.4%	6
<i>answered question</i>		28
<i>skipped question</i>		2



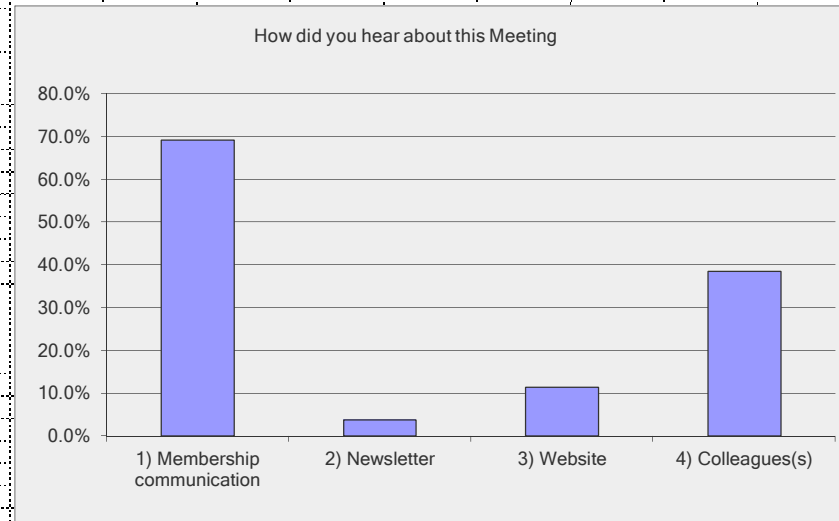
CPD/Delegate Evaluation Form Path Soc Winter Meeting, London 7-8  
January 2016

How did you hear about this Meeting

Answer Options	Response Percent	Response Count
1) Membership communication	69.2%	18
2) Newsletter	3.8%	1
3) Website	11.5%	3
4) Colleagues(s)	38.5%	10
Other, please give details		3
<i>answered question</i>		26
<i>skipped question</i>		4

Other,  
please give Categories  
details

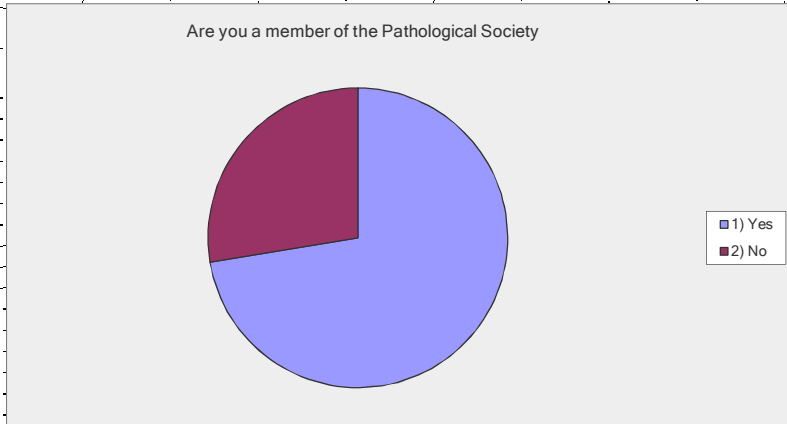
invited speaker  
undergraduate bursary prize  
invitation to speak



CPD/Delegate Evaluation Form Path Soc Winter Meeting, London 7-8  
January 2016

Are you a member of the Pathological Society

Answer Options	Response Percent	Response Count
1) Yes	72.4%	21
2) No	27.6%	8
	<i>answered question</i>	29
	<i>skipped question</i>	1

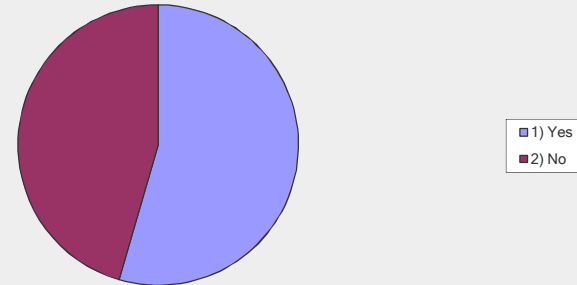


CPD/Delegate Evaluation Form Path Soc Winter Meeting, London 7-8  
January 2016

If you are NOT a member of the Pathological Society - would you like to receive membership information?

Answer Options	Response Percent	Response Count
1) Yes	54.5%	6
2) No	45.5%	5
	<i>answered question</i>	11
	<i>skipped question</i>	19

If you are NOT a member of the Pathological Society - would you like to receive membership information?



CPD/Delegate Evaluation Form Path Soc Winter Meeting, London 7-8 January 2016

This space has been left blank for any other comments you may wish to make

Answer Options	Response Count
	8
<i>answered question</i>	8
<i>skipped question</i>	22

Response Text Categories

Excellent overall meeting. Would attend again.

Excellent meeting - very valuable educationally and also in highlighting the future of molecular pathology.

Fantastic meeting, really made molec path and research relevant and accessible.

Great meeting! Keep the Winter meetings going!

It would be nice to have a meeting of this size and intensity, but primarily targeting Molecular Pathology research to attract wider clinical and scientific audience. But I have no objection that the meeting is made primarily for pathologists and it is still very beneficial.

This meeting exceeded all my expectations - excellent science and good crowd - thanks for inviting me.

dominique.heyman@sheffield.ac.uk

Thank You



**Contents**

Volume 238, Number 2

January 2016

*Introductory Article*

**Animal and cellular models of human disease:** MJ Arends, ES White and CBA Whitelaw . . . . . 137

*Invited Reviews*

**Mouse models of intestinal cancer:** R Jackstadt and OJ Sansom . . . . . 141

**Cross-species models of human melanoma:** L van der Weyden, EE Patton, GA Wood, AK Foote, T Brenn, MJ Arends and DJ Adams . . . . . 152

**Model systems of human papillomavirus-associated disease:** J Doorbar . . . . . 166

**Genetically-defined ovarian cancer mouse models:** PJ Morin and AT Weeraratna . . . . . 180

**Models of endometriosis and their utility in studying progression to ovarian clear cell carcinoma:** CM King, C Barbara, A Prentice, JD Brenton and DS Charnock-Jones . . . . . 185

**Preclinical models of pancreatic ductal adenocarcinoma:** C-I Hwang, SF Boj, H Clevers and DA Tuveson . . . . . 197

**Genetically engineered mouse models for studying inflammatory bowel disease:** A Mizoguchi, T Takeuchi, H Himuro, T Okada and E Mizoguchi . . . . . 205

**Studying human respiratory disease in animals – role of induced and naturally occurring models:** K Williams and J Roman . . . . . 220

**Regeneration versus scarring in vertebrate appendages and heart:** A Jaźwińska and P Sallin . . . . . 233

**Engineering large animal models of human disease:** CBA Whitelaw, TP Sheets, SG Lillico and BP Telugu . . . . . 247

**Large animal models of atherosclerosis – new tools for persistent problems in cardiovascular medicine:** J Shim, RH Al-Mashhadi, CB Sørensen and JF Bentzon . . . . . 257

**Genetically modified pig models for neurodegenerative disorders:** IE Holm, AKO Alstrup and Y Luo . . . . . 267

**The role of genetically engineered pigs in xenotransplantation research:** DKC Cooper, B Ekser, J Ramsoondar, C Phelps and D Ayares . . . . . 288

**Animal modelling for inherited central vision loss:** C Kostic and Y Arsenijevic . . . . . 300

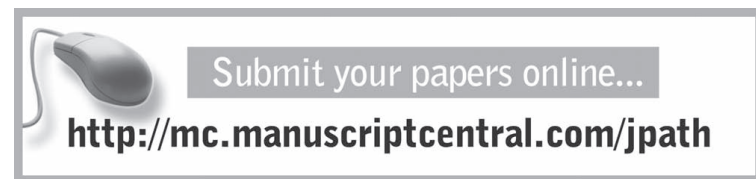
**Pancreatic pathophysiology in cystic fibrosis:** KN Gibson-Corley, DK Meyerholz and JF Engelhardt . . . . . 311

**Cysteine and hydrogen sulphide in the regulation of metabolism: insights from genetics and pharmacology:** RN Carter and NM Morton . . . . . 321

**The complexity of epigenetic diseases:** AJ Brazel and D Vernimmen . . . . . 333

**Incretin actions and consequences of incretin-based therapies: lessons from complementary animal models:** S Renner, A Blutke, E Streckel, R Wanke and E Wolf . . . . . 345

**Recommendations for minimum information for publication of experimental pathology data: MINPEPA guidelines:** CL Scudamore, EJ Soilleux, NA Karp, K Smith, R Poulosom, CS Herrington, MJ Day, CF Brayton, B Bolon, B Whitelaw, ES White, JI Everitt and MJ Arends . . . . . 359



Submit your papers online...  
<http://mc.manuscriptcentral.com/jpath>

Volume 238 Number 2 Pages 135–367

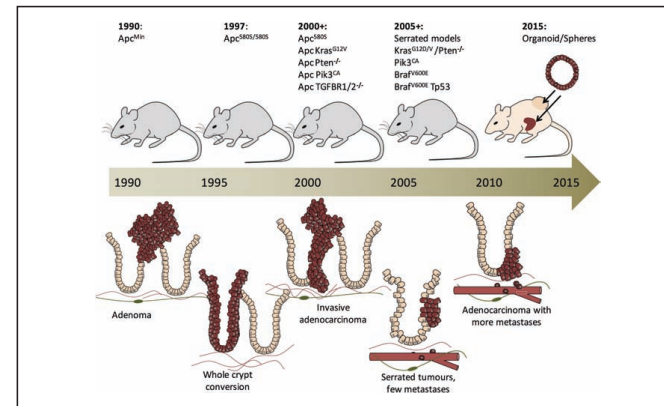
The Journal of Pathology

January 2016 WILEY-BLACKWELL

ARI 2016 ISSUE

WILEY Blackwell

THE JOURNAL OF  
**Pathology**  
 Understanding Disease



[www.thejournalofpathology.com](http://www.thejournalofpathology.com)

Annual Review Issue Volume 238 • Number 2 • January 2016

**Models of Human Disease**

Edited by Edited by Mark J Arends, Eric S White, C Bruce A Whitelaw

**Contents include:**

- Models for HPV-associated disease
- Pancreatic ductal adenocarcinoma models
- Cross-species melanoma models
- Modelling neurodegenerative diseases
- Pathophysiology of cystic fibrosis
- Induced & natural respiratory lung models
- Advanced models of intestinal cancer
- Endometriosis and ovarian cancer models
- Genetically modified large animal models
- Regeneration & scarring

The Journal of  
 The Pathological Society

ISSN 0022-3417

PowerPoint slides of the figures from this issue are available on our website